



# Gender Pay Gap Report 2022









# Contents

|   |         |
|---|---------|
| <b>Introduction</b>   | Page 4  |
| <b>About Local Government</b>   | Page 5  |
| Local Government in Ireland   | Page 5  |
| Fingal County Council   | Page 7  |
| <b>Gender Pay Gap Reporting</b>                                       | Page 8  |
| Gender Pay Gap Reporting 2022   | Page 8  |
| Who is included?  | Page 8  |
| What do we mean by the Gender Pay Gap?                                | Page 8  |
| Mean and Median Gender Pay Gaps                                       | Page 8  |
| Quartile Pay Bands  | Page 9  |
| Bonus and Benefit-in-kind   | Page 10 |
| Factors that can have an Impact on the Gender Pay Gap                 | Page 10 |
| <b>Our Figures</b>  | Page 11 |
| Mean and Median Gender Pay Gap and Pay Band Quartiles – All Employees | Page 11 |
| Mean and Median Gender Pay Gap – Part-time Employees                  | Page 12 |
| Mean and Median Gender Pay Gap – Temporary Employees                  | Page 12 |
| <b>Other Payments</b>   | Page 13 |
| Benefit in Kind   | Page 13 |
| Bonus Payments  | Page 13 |
| <b>How we are Supporting Gender Equality</b>                          | Page 13 |
| Fair and Transparent Recruitment Practices                            | Page 13 |
| Work Life Balance   | Page 14 |
| Blended Working   | Page 14 |
| Learning and Development  | Page 14 |
| Health and Wellbeing  | Page 14 |
| Dignity at Work   | Page 14 |
| Equality, Diversity and Inclusion                                     | Page 14 |
| Public Sector Duty  | Page 15 |
| Women in Leadership   | Page 15 |
| Data Collection and Evidence-Based Policy Development                 | Page 15 |

# Introduction



I welcome the opportunity to present Fingal County Council's first annual Gender Pay Gap Report in accordance with the Gender Pay Gap Information Act 2021. The issue of gender pay differences is an important one, not only to the workplace but to wider society, and this report will show us where we are and allow us to benchmark ourselves against others.

People are at the core of our organisation and our staff are integral to our ability to deliver services to the citizens of Fingal. We strive to promote and sustain an inclusive organisational culture which provides equality of opportunity and where every employee feels valued. Our workforce of over 1,500 men and women is made up of people with different backgrounds, experiences, identities and needs. We are committed to maintaining a workplace environment that encourages and supports our employees to achieve their potential and where equality, diversity and inclusion is part of the way we do things.

Section 3 of this report offers a detailed explanation of Gender Pay Gap Reporting which is important to read before digesting our figures in Section 4. This report does not look at equal pay. Every employee of Fingal County Council, regardless of gender, is paid equally for work that is the same or similar or for work of equal value. The Gender Pay Gap Report is designed to show the proportionality between the genders in higher or lower paid roles within the organisation and calculate the Mean and Median Gender Pay Gaps.

The figures were taken from a snapshot on 30 June, 2022, which is the same date the figures for the other 30 local authorities were compiled. We will digest these figures over the coming months and they will inform our actions as we continue on our mission to be a vibrant, outward looking, well-run Council that shows leadership and embraces diversity and opportunity.

**AnnMarie Farrelly**  
**Chief Executive**  
December 2022



# About Local Government

## Local Government in Ireland

There are 31 local authorities and 3 regional assemblies in Ireland. Local authorities are the closest and most accessible form of government to citizens. They have responsibility for the delivery of a wide range of services in their local area, with a focus on making cities, towns, villages and the countryside attractive places in which to live, work and invest.

Local authority services make a significant contribution to the physical, cultural, social and environmental development of communities and include housing, planning, infrastructure, environmental protection and the provision of amenities and recreation and community infrastructure.

Local authorities play a key role in promoting social inclusion and quality of life and supporting economic development and enterprise at a local level. Local authorities take the lead role in shaping the strategic vision of the county or city. They also work in partnership with other state, public and private bodies in the delivery of critical infrastructure and shared services.

Local authorities deliver hundreds of services and implement policy across a range of areas including:

- Arts and culture
- Climate action
- Community services
- Economic development
- Environment
- Housing
- Libraries
- Parks and open spaces
- Planning
- Roads and transport
- Tourism

Local authority employees come from a wide range of backgrounds with diverse skill sets, qualifications and experience. Roles in the sector include:



Local authority employees come from a wide range of backgrounds with diverse skill sets, qualifications and experience. Roles in the sector include:

- Accountants
- Administrators
- Apprenticeships
- Archaeologists
- Architects
- Archivists
- Conservation officers
- Engineers
- Fire services
- General service and tradespeople
- Graduates
- Health and Safety
- Information technology
- Library services
- Planners
- Senior management roles
- Technicians



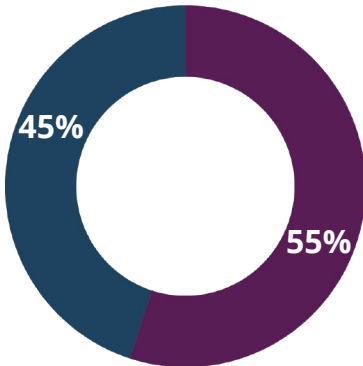
## Fingal County Council

The county of Fingal is comprised of a geographical area of 450 square kilometres stretching from Balbriggan in the north of the county to Blanchardstown in the southwest and over to Howth in the east. Fingal has tremendous natural, physical, geographic and economic assets, which reflect its size, location, people, and role both in Dublin and nationally. As an organisation, Fingal County Council seeks to make Fingal a great place to live, work, visit and do business. We provide a diverse, multi-layered and evolving range of services to both citizens and visitors to the County, which include the provision of housing, planning, development, environmental, roads and traffic, leisure and community services.

Working for Fingal County Council gives our employees the opportunity to gain experience at the heart of local government and to make a real difference for the County. Everything we do in Fingal County Council is geared towards making the County a great place to live and work, and our employees play a vital role in that ambition.

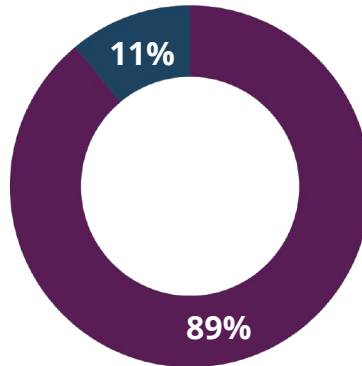
Fingal County Council is a dynamic and progressive workplace which promotes training and development of our employees, who are our most valuable resource. The below charts illustrate our workforce demographics as at the snapshot date of 30th June 2022.

Fingal County Council  
**% of all Employees  
by Gender**  
30.06.22



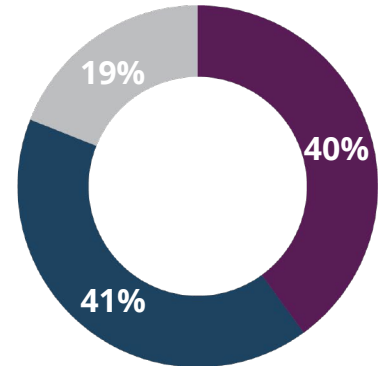
- % Male
- % Female

Fingal County Council  
**% of all Employees  
by Full-time/Part-time**  
30.06.22



- % Full-time
- % Part-time

Fingal County Council  
**% of all Employees by  
Job Category**  
30.06.22



- % General Service (Outdoor)
- % Management and Administrative
- % Professional and Technical



# Gender Pay Gap Reporting

## Gender Pay Gap Reporting 2022

The Gender Pay Gap Information Act, 2021 requires organisations with over 250 employees to report on their Gender Pay Gap. 2022 is the first year that organisations will have to report on their Gender Pay Gap. Organisations are asked to select a 'snapshot' date in the month of June. For local authorities, the snapshot date is 30th June 2022. Organisations have six months to prepare their calculations, before reporting six months later during December 2022. The information must be published on the employer's website or in some other way that is accessible to all its employees and to the public.

## Who is Included?

All persons employed by the employer on the snapshot date, including employees not rostered to work on that date and employees on leave. The mean and median figures must also be given separately for part-time and temporary employees.

## What do we mean by the Gender Pay Gap?

The Gender Pay Gap calculates the percentage difference between the average earnings of males and females irrespective of their role.

The Gender Pay Gap is not the same as equal pay. Employment Equality legislation provides for equal pay for like work. All male and female employees in the local government sector are paid equally for work that is the same or similar or for work of equal value, therefore this report does not examine equal pay. Rates of pay within the sector are agreed through national wage agreements negotiated regularly between employers and staff representatives. Most employees are paid according to an incremental salary scale and the salary ranges for various roles are available on the local government jobs website at [www.localgovernmentjobs.ie](http://www.localgovernmentjobs.ie).

## Mean and Median Gender Pay Gaps

The Gender Pay Gap is calculated, using the following measures:

### Mean Gender Pay Gap:

This shows the % difference between the average hourly rate of pay for males and average hourly rate of pay for females.

*(average male hourly rate) – (average female hourly rate) x 100 average male hourly rate.*





## Median Gender Pay Gap:

This shows the % difference between the median hourly rate of pay for males and median hourly rate of pay for females.

*(median of male hourly rates) – (median of female hourly rates) x 100.*

The **mean** is the average. It is calculated by getting the difference between the average hourly rate of pay for males and the average hourly rate of pay for females (male hourly rate minus female hourly rate), expressed as a percentage of the male hourly rate. If this figure is negative, the average hourly rate of females is higher than the average hourly rate of males on the snapshot date. If this figure is positive, the average hourly rate of males is higher than the average hourly rate of females on the snapshot date.

The **median** is the figure that falls in the middle of a range where the salary of all relevant employees is listed, from the lowest to the highest. This can provide a more accurate representation of the 'typical' differences in pay.

It is useful to look at both the mean and median figures, as each one can tell us something different about the underlying factors affecting the pay gap.

For example, a small number of higher paid employees can impact the mean figure and if this is the case, the median figure may be more representative of difference between what a male and a female is paid.

If there is a significant difference between an organisation's mean and median pay gap, this may indicate that the data is impacted either by the presence of low earners (making the mean lower than the median) or by a group of higher earners (making the mean higher than the median).

It is also important to remember that this report uses data on a snapshot date in June. Gender pay gaps can fluctuate from month to month and across quartile pay bands, depending on changes to headcount. However, headline figures will give a good indication of the differences between average earning between males and females.

## Quartile Pay Bands

Dividing employees into four more-or-less equal groups (or quartiles) with pay graded from lowest to highest helps us to examine pay across different levels of the organisation.

Organisations must report on the percentage of employees who fall within the lower, lower middle, upper middle and upper quartile hourly pay bands.

In order to group employees into these Quartile Pay Bands, the organisation lists all employees from lowest to highest, based on their hourly rates. The employees are then divided into four equal groups or Quartiles based on this - lower, lower middle, upper middle and upper. The employer then shows the proportion of male and female employees in each quartile as a percentage e.g. percentage of male employees in the lower quartile and percentage of female employees in the lower quartile (and so on).



## Bonus and Benefit-in-kind

Figures must also be provided for bonus payments or benefit-in-kind payments if these apply. Bonus payments do not apply within the local government sector. Benefit in Kind may arise in certain circumstances, e.g., where some professional fees are paid by the employer.

## Factors that can have an Impact on the Gender Pay Gap

As mentioned, this report does not look at equal pay. Every employee, regardless of gender is paid equally for work that is the same or similar or for work of equal value. However, differences between what employees are paid can be impacted by a number of complex factors including:

- Occupational segregation – some job categories or occupations may have traditionally attracted more females than males or vice versa.
- Working patterns – full-time and part-time work. It may be that more females than males seek part-time work or career breaks and although this does not impact on their hourly rate of pay, it may impact on choices around career progression.
- Length of service – incremental pay increases may mean that new joiners are paid less than more experienced employees.
- Time of year – temporary or seasonal workers may be recruited for different roles which may attract a different rate of pay.
- Gender breakdown of senior roles at higher salaries – a small number of higher paid employees can affect the average figures.
- Gender breakdown of lower paid roles – a large number of lower paid employees can affect the average figures.

If an organisation reports a positive gender pay gap, it does not mean that females are paid less than males for doing the same job, but it does show that, on average, males occupy higher paid roles than females.

If an organisation reports a negative gender pay gap, it does not mean that males are paid less than females for doing the same job, but it does indicate that, on average, females occupy higher paid roles than males.

The larger the positive or negative pay gap is, the more marked the differences in hourly rates of pay will be and the more males or females proportionally working in either higher or lower paid roles within the organisation.

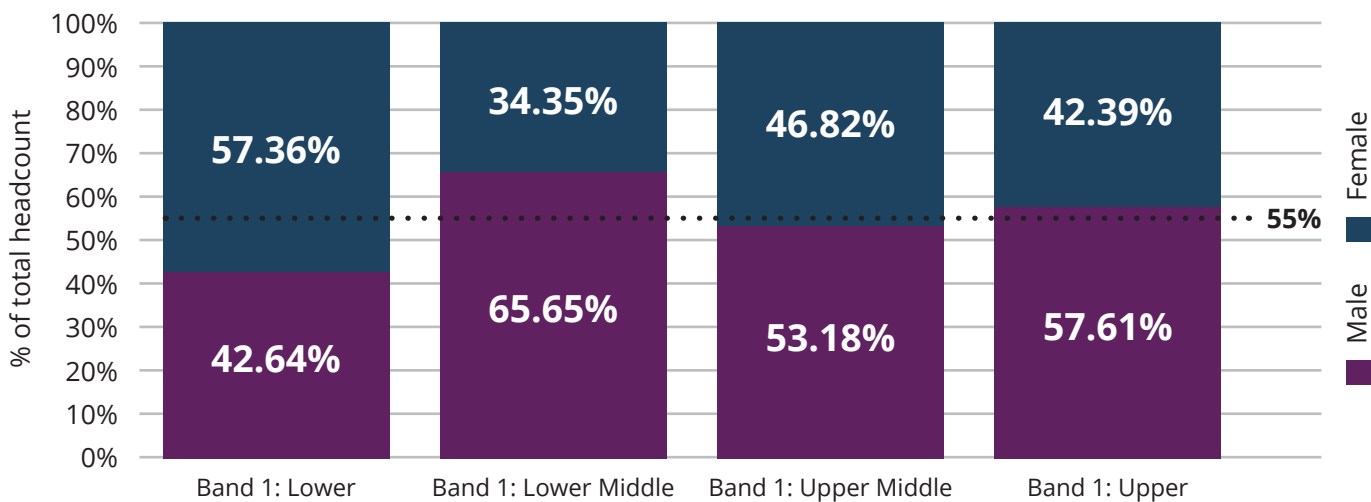
# Our Figures

## Mean and Median Gender Pay Gap and Pay Band Quartiles – All Employees

The Mean Gender Pay Gap shows that on average, males are paid 4.58% more than females. The Median Gender Pay Gap shows that the median rate of pay for males is 1.98% higher than the median rate of pay for females.

**Fingal County Council Gender Pay Gap 2022**  
All employees on 30th June 2022

| Mean Gender Pay Gap | Median Gender Pay Gap |
|---------------------|-----------------------|
| 4.58%               | 1.98%                 |



The gender breakdown of all employees on 30th June 2022 is 55% male, 45% female. This split is represented by the dotted line above.

Looking at the distribution of employees across the four **Quartile Pay Bands** helps us examine pay at different levels of the organisation.

These Quartile Pay Bands show the distribution of male and female employees by Pay Band across the organisation (the organisation lists all employees from lowest to highest, based on their hourly rates, then divides this into four equal Pay Bands or Quartiles - lower, lower middle, upper middle and upper. The employer then shows the proportion of male and female employees in each quartile).

The split for each of the 4 quartiles shown above is broadly in line with our workforce demographics of 55% male and 45% female. For there to be no Gender Pay Gap you would expect to see the workforce demographics reflected more closely in each quartile.

There is a higher proportion of females in Band 1, reflecting that there are proportionately more females at lower grades. There is also a slightly higher proportion of males in the Band 4, reflecting that there are proportionately more males in higher grades, however a 58% male versus 42% female gender breakdown in senior grades is to be welcomed and reflects progress on gender balance in senior roles. Both more females at the lower grades and fewer females at higher grades can affect the mean and median pay gaps.





## Mean and Median Gender Pay Gap – Part-time Employees

Approximately 11% of all our employees on 30th June were working part-time. Of these, 88% are female and 12% are male.

### Fingal County Council Gender Pay Gap 2022

Part-time employees on 30th June 2022

| Mean Gender Pay Gap | Median Gender Pay Gap |
|---------------------|-----------------------|
| -7.09%              | -35.42%               |

Factors influencing the pattern of part-time employees across the organisation include a range of flexible work options for part-time work, which, while available to all employees, have a greater take-up of in administrative and clerical job categories.

Another factor is job categories where part-time work is an occupational feature of the role, including the library service, community wardens and caretakers for burial grounds.

## Mean and Median Gender Pay Gap – Temporary Employees

Approximately 6% of all our employees on 30th June were temporary workers. Of these, 64% are female and 36% are male.

### Fingal County Council Gender Pay Gap 2022

Temporary employees on 30th June 2022

| Mean Gender Pay Gap | Median Gender Pay Gap |
|---------------------|-----------------------|
| 6.05%               | 17.98%                |

These contracts include temporary/seasonal employees such as lifeguards, community wardens and general operatives, as well as graduate engineers, technicians and drivers/machinery operators.

# Other Payments

## Benefit in Kind

On 30th June 2022 0.06% of male employees received a Benefit in Kind payment and 0.19% of females received a Benefit in Kind payment.

## Bonus Payment

Bonus payments do not feature as part of pay in the local government sector.

# How we are Supporting Gender Equality

In line with the Gender Pay Gap Information Act 2021, 2022 is the first year that Fingal County Council has reported on the gender pay gap, but equality, diversity and inclusion continues to be part of the way we work.

## Fair and Transparent Recruitment Practices

As an equal opportunities employer, we work to promote a culture of equality and we strive to embrace genuine equality of opportunity through our recruitment and selection process which are open to all.

We provide appropriate assistance and accommodation throughout our recruitment and selection process, including providing easily accessible interview facilities, agreeing an appropriately timed interview, and supplying or arranging appropriate equipment.

All our Interview Board are gender balanced and all Interview Boards receive training, including unconscious bias training.

Recruitment websites highlight family friendly and flexible working options, and our job descriptions and job advertisements are gender neutral.

We provide training and support, open to all employees to help them prepare for job applications and interviews.

Employees are paid according to an incremental salary scale, and we offer strong career progression opportunities which are open to all employees.



## **Work Life Balance**

We offer a wide range of flexible working and leave options which are available to all employees, including carer's leave, career breaks, paid maternity and adoptive leave, paid paternity leave, parent's leave, parental leave, shorter working year schemes, work-sharing.

## **Blended Working**

Blended working is now a part of our flexible working policies with flexible options to combine office and home/hub working. We provide access to the Cycle to Work Scheme and the Tax Saver Scheme, to reduce commuting costs.

## **Learning and Development**

We are committed to providing ongoing learning and development opportunities so that all employees can develop to their full potential. All employees are actively encouraged to pursue education opportunities through the Education Assistance Scheme, with study and examination leave also available at Fingal County Council.

## **Health and Wellbeing**

The health and wellbeing of all our employees is paramount, and a healthy work-life balance is important to us. It is a stated objective in our current Corporate Plan to protect and promote Health, Safety and Wellbeing amongst our staff. Fingal County Council offer a comprehensive employee occupational health and wellbeing programmes including an Employee Assistance Programme, health screening, health and nutrition advice and wellbeing webinars etc. The development of our Wellbeing Strategy 2022-2025 is critical to the future of the organisation.

## **Dignity at Work**

We promote and support a culture of dignity, respect and equality. We have a Dignity at Work Policy and all employees and managers have received training and support in the implementation of the policy.

## **Equality, Diversity and Inclusion**

At Fingal County Council we are continually developing as an employer of choice to attract, develop and promote an inclusive and diverse employee population. We continue to design and provide responsive services and customer care that meet the needs of an increasingly diverse customer base.

An assessment has been conducted of equality and human rights across all Council functions and services and the Council has developed an Action Plan on equality and human rights. Human rights and equality statement has been incorporated into the Council's corporate plans and strategic plans.



## Public Sector Duty

We progressively embed the Public Sector Duty in its current management, policy development and service delivery processes. The Public Sector Duty is set out in Section 42 of the Irish Human Rights and Equality Commission Act, 2014. Section 42 requires a public body, in the performance of its functions, to have regard to the need to eliminate discrimination, promote equality of opportunity and treatment of its staff and the persons to whom it provides services and protect human rights of its members, staff and the persons to whom it provides services.

Public bodies are required to set out in a manner that is accessible to the public in its strategic plan an assessment of the human rights and equality issues it believes to be relevant to its functions and purpose and the existing or proposed policies, plans and actions to address those issues. Furthermore, public bodies are required to report annually on developments and achievements in that regard in its annual report in a manner that is accessible to the public.

We acknowledge the commonality of purpose stated in both the Public Sector Duty and Gender Pay Gap reporting requirements and the publication of this report serves to underline and support the three-step approach advocated by the IHREC i.e., Assess, Address and Report.

## Women in Leadership

Our Senior Executive Management Team comprises the following gender balance 45% male and 55% female and we continue to work on developing Women in Leadership programmes.

## Data Collection and Evidence-Based Policy Development

We welcome the opportunity to report on our gender pay gap and have worked collaboratively across the sector to provide a standard and consistent approach to reporting. We will work with the LGMA and our colleagues in other local authorities to share learnings and best practice.



**Comhairle Contae  
Fhine Gall**  
Fingal County  
Council

