

**Comhairle Contae
Fhine Gall**
Fingal County
Council



**Comhairle Contae Fhine Gall
Buiséad Bliantúil**

Fingal County Council
Annual Budget

2021

Comhairle Contae Fhine Gall
Fingal County Council



Annual Budget 2021

for year ending 31st December 2021



ANNUAL BUDGET 2021

CONTENTS

	Page
Chief Executive's Report	1
Financial Analysis	5
Financial Analysis – Graphs.....	10
Statutory Tables A – E	15
STATUTORY TABLES F	
Division A – Housing and Building.....	27
Division B – Road Transport and Safety.....	36
Division C – Water Services.....	41
Division D – Development Management	45
Division E – Environmental Services.....	56
Division F – Recreation and Amenity.....	63
Division G – Agriculture, Education, Health & Welfare	71
Division H – Miscellaneous Services.....	75
Certificate	82
Central Management Charge – Appendix 1	83
Local Property Tax Allocation - Appendix 2	84



CHIEF EXECUTIVE'S REPORT



TO THE MAYOR AND MEMBERS FINGAL COUNTY COUNCIL

ANNUAL BUDGET - 2021

INTRODUCTION

The 2021 Budget has been prepared against the backdrop of the ongoing Covid-19 pandemic. The pandemic presents an unprecedented challenge to both society and to the economy within Ireland and internationally. At the outset of the Budget preparation the key objective was to ensure the provision of key services, at current levels, into 2021. The Budget presented meets this objective and also provides for a level of enhancement in a number of key areas. It also makes a level of provision for possible adverse financial effects of the pandemic on the Council.

The 2020 outturn reflects the very significant supports given to businesses in Fingal, particularly through the Restart Grant and the nine months rates waiver scheme for eligible rate payers. Further details on this is included in the Financial Review section of the budget.

The Draft Budget for the financial year 2021 has been prepared in the statutory format, and in consultation with the Corporate Policy Group, for consideration by the Elected Members. The process of compiling the budget involves a number of key stages which includes:

- Consultation with the Corporate Policy Group to consider budget strategy, local property tax rate, financial challenges and the budget detail at various stages of completion.
- Consultation with all political groupings early in the budget process to outline significant budgetary pressures and strategies in completion of the Budget.
- The consideration by the Elected Members of the impact of a variation of the Local Property Tax rate.
- Detailed reviews of all aspects of the Budget with Directors and Budget Holders.

The final stage in the budget process is consideration of the Budget, as presented, by the Elected Members at the Annual Budget Meeting which is scheduled for 24th November 2020.

RESERVED FUNCTIONS OF ELECTED MEMBERS

The Members have a number of reserved functions in relation to the budget process as follows:

Local Property Tax

The Members have the power to vary the Local Property Tax Rate (Local Adjustment Factor) by a factor of up to plus/minus 15%.

Adoption of Budget

The Members may adopt the Budget with or without amendment and must approve the sums provided for transfer to the Capital Account.

Determination of Rate

A separate motion in relation to the determination of the Annual Rate on Valuation (ARV) must be considered by the Members at the Budget Meeting.

Rates on Vacant Premises

In accordance with Section 31 of the Local Government Reform Act 2014 the Members have the power to determine the proportion of rates refunds applicable on vacant premises.

CONSULTATION PROCESS – BUDGET 2021

There has been a significant level of consultation undertaken with members with regards to the implications of Covid-19 on the finances of the Council in 2020 and the formation of the Budget for 2021.

The consultation process with the Corporate Policy Group is an integral and important element of the budgetary process and I am very much obliged for the constructive engagement from every Member of the Group.

In addition to consultation with the Corporate Policy Group, updates were facilitated to all Members early in the process to outline significant budgetary pressures and strategies with regards to the completion of the Budget.

LOCAL PROPERTY TAX VARIATION

The Elected Members resolved, at the Council meeting on 14th September 2020, to reduce the basic rate of the Local Property Tax by 10%. This maintains the same variation decision that was agreed for the last number of years and secured discretionary LPT income of €1.9m in compiling a balanced budget for 2021.

COMMERCIAL RATES

The Budget reflects no increase in rates in 2021. The ARV set in the 2020 Budget, following the periodic countywide revaluation of rateable properties, resulted in a rates reduction for approximately 77% of ratepayers. This followed a period of zero nett commercial rates increases in the period 2010 to 2019.

BUDGET HIGHLIGHTS

The 2021 Budget has allowed for increases in several areas across the Council.

Operations

The Budget allows for increased expenditure within operations including road maintenance, road safety and street cleaning.

Libraries

The Budget includes additional provision for the development of Skerries Library as well as for further investment in digital libraries throughout the county.

Tourism

Increased funding has been provided for in the Budget to support our heritage properties and tourism offering in the County through the Covid-19 pandemic.

Active Travel

The roll-out of cycleway infrastructure is an extremely important objective for the Council. The Budget reflects provision for a number of NTA-funded roles within the Council to assist in delivering this infrastructure.

Environment

The Budget includes an increase for waste enforcement throughout the County.

Our Balbriggan

The Budget reflects a capital allocation of €200k to the Our Balbriggan project. This provision starts to build a fund to meet the Council's match-funding requirement. It is anticipated that this project will be 75% funded by the EURDF and 25% by FCC.

In addition to the above budgetary provision is also made for projects across the County such as the Swords Cultural Quarter, ongoing maintenance of our housing stock, funding to support non FCC owned Community Centres as well as continued subvention for Draiocht in Blanchardstown.

CLIMATE CHANGE ACTION PLAN

Implementation of the Council's Climate Change Action Plan 2019-2024 is progressing well, and climate action is increasingly being integrated into the Council's policies and plans. Some notable achievements in the 1st year are as follows:

- An energy efficiency improvement of 34.5% on Council activities (compared to the baseline years 2006-2008);
- The development of an ISO 50001 compliant energy management system;
- The advancement of a number of high-quality active travel infrastructure projects across the county, including the Broadmeadow Way which received planning approval in May 2020;
- The roll out of a network of contactless drinking water fountains;
- The award of seven Green flags to FCC parks as sustainable green spaces in 2020, and the development of a new Tree Strategy – The Forest of Fingal, underway 2020.
- Ongoing programme for the replacement of central heating systems and/or boilers in our older housing stock.

The Environment Climate Action and Active Travel Department has been created and will have responsibility for mobility planning and the delivery of the National Transport Authority's cycle network within the county. The new department will continue to look after climate action, the enforcement of environmental regulations and the protection and promotion of the environment.

ACKNOWLEDGEMENTS

I would like to thank the Elected Members of the Council for their support and to record my appreciation to the Mayor, Cllr. David Healy, and his predecessor as Mayor, Cllr. Eoghan O'Brien, for their commitment to the special responsibilities of the office and for their courtesy and co-operation, along with the Corporate Policy Group, in undertaking the business of the Council during 2020. I look forward to continuing to work in partnership with the Elected Members on the delivery of a high-quality public service for the citizens of Fingal.

I would also like to pay tribute to all the staff for their commitment and enthusiasm in the delivery of services to the people of Fingal. The preparation of the Budget is a difficult and demanding task co-ordinated by the Finance Department and involving all Departments throughout the Council. In this regard, I would like to thank all the staff involved in the preparation of the Budget.

CONCLUSION

The Budget has been prepared in the context of the current Covid-19 pandemic. It allows for the continued provision of key services as well as allowing for several budget increases while also making a level of provision for the possible negative financial impact on the Council following on from the economic consequences of the Covid-19 pandemic.

While this budget gives the Council a firm foundation as it navigates through 2021, the pandemic does present a very significant level of uncertainty so the financial impact on the Council will be continually monitored throughout the year.

I recommend the Budget for adoption.

A handwritten signature in blue ink, appearing to read 'AnnMarie Farrelly'.

AnnMarie Farrelly
Chief Executive
November 2020



FINANCIAL ANALYSIS



FINANCIAL ANALYSIS

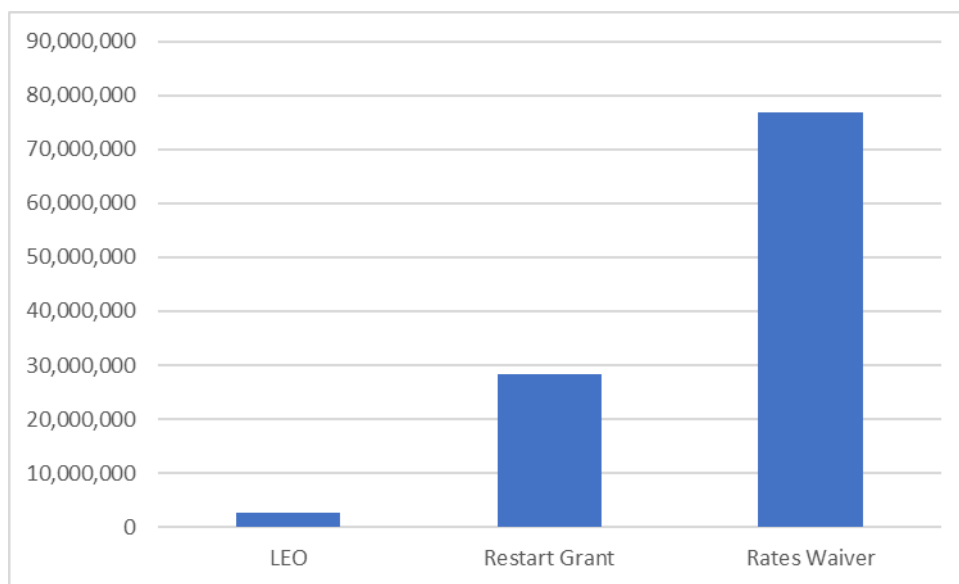
PRESCRIBED BUDGETARY PERIOD

The Minister for Housing, Local Government and Heritage, has determined the period 2nd November 2020 to 30th November 2020 as the prescribed period for County Councils for the holding of the 2021 Budget Meeting. The statutory Budget Meeting will be held on 24th November 2020 and the Budget must be adopted within a period of 14 days commencing on that date. The final date for the adoption of the Budget is therefore 7th December 2020.

OUTTURN 2020

The Covid-19 pandemic has triggered an extremely severe economic shock that is fundamentally different in nature and scope from types of shocks previously witnessed. Fingal County Council has not been immune from this shock and the pandemic has had a significant impact on the Council's finances in 2020. There has been a reduction in income sources, such as parking and events, but also some savings due to underspends primarily in payroll and events funding.

A number of direct business supports put in place by the Government have been managed through the Local Authorities. These include supports through the LEO, the Restart Grant and the 9 months rates waiver for eligible rate payers. The value of these supports to business in Fingal amounted to over €100m in 2020, as illustrated in the graph below.



Applications for the Restart Grant ceased at the end of October with further direct cash supports to business being administered through the Revenue Commissioners as announced in the national budget.

The rates waiver has been a significant support to both business and the local authority sector. In Fingal it has resulted in over €76m of rates costs being removed from businesses throughout the county. It has also allowed Fingal County Council to navigate through the financial impact and continue in its provision of key services during 2020. At this stage it is not yet known whether this waiver will be extended into 2021.

THE BUDGET

The Draft Budget for the year ending 31st December 2021 is set out in the prescribed format. It provides for a total expenditure of €286.3m as outlined in this budget book.

The Council's overall objective for the 2021 budget is to maintain the delivery of key services while being cognisant of the financial challenges arising due to the Covid-19 pandemic. The Chief Executive's introduction outlines a number of areas where the Budget has factored in increased expenditure in 2021.

The Budget also includes additional provisions to allow the Council mitigate the effect of a possible increased level of uncollectable rates in the future arising out of the economic consequences of the Covid-19 pandemic. The 2021 Budget allocates c. €12.3m in this regard.

This has been largely funded from reductions in capital transfers elsewhere in the Budget and also the utilisation of a capital reserve previously put aside to deal with Covid-19 related costs. The capital transfer reductions are predicated on the basis that it does not interfere with capital works during 2021. This will not be sustainable in the long term and reinstatement of these capital transfers will have to be factored into future budgets. The Budget does include an assumption of support from Government for costs arising in FCC from dealing with the pandemic.

The ongoing Covid-19 pandemic and its economic disruption creates an unprecedented amount of uncertainty into 2021. The Budget reflects a balance between continuing to deliver our key services while creating provision to help to mitigate against the possible longer-term financial implications for the Council. FCC will continue to monitor the financial implications of the pandemic as we work through 2021.

COMMERCIAL RATES

The primary source of funding for the Council is commercial rates which amounts to 52% of the overall income for 2021. The Budget maintains the ARV at 0.1796 for 2021 with no increase in rates reflected in the Budget. The rates waiver has been a significant source of support for both business and the Council during 2020 and early clarification on the extension of this waiver into 2021 would be welcomed.

A considerable amount of time was spent with the Members in the run up to the 2020 Budget with regards to the very significant financial risks arising out of the valuation appeals following the periodic commercial property revaluation process which became effective from 2020. It is important to note that none of these appeals have been resolved at this stage and that further significant provision will have to be made in the 2021 budget for this.

Rate Bands

Rate from €	Band to €	No of Accounts	% of accounts	Cumulative A/cs	Cumulative %	Current €	Rates %	Cumulative Rates €	Cumulative
0	1000	550	9.00%	550	9.00%	353,873	0.24%	353,873	0.24%
1001	5000	3066	50.16%	3616	59.15%	8,234,717	5.50%	8,588,591	5.74%
5001	10000	983	16.08%	4599	75.23%	6,781,463	4.53%	15,370,053	10.27%
10001	50000	1154	18.88%	5753	94.11%	26,445,197	17.67%	41,815,250	27.95%
50001	100000	206	3.37%	5959	97.48%	14,135,319	9.45%	55,950,569	37.39%
100001	500000	131	2.14%	6090	99.62%	25,648,981	17.14%	81,599,550	54.53%
>500,000	>500,000	23	0.26%	6113	100%	68,034,550	45.47%	149,634,100	100%
total		6113	100%			149,634,100	100%		100%

Rates on Vacant Properties

In considering the 2020 Budget, the Members decided to reduce the refund rate of 50% to 40%. Legislation requires that the Members consider the matter each year and it is recommended that the refund rate of 40% be maintained for 2021.

IRISH WATER

The Council continues to work with Irish Water in providing water services in accordance with the Service Level Agreement (SLA) and the agreed Annual Service Plan. The meetings to agree budgets and annual service plans with Irish Water will not be concluded until after our budget process is finalised. The majority of expenditure in Water Services is now procured on Irish Water's financial management system and is not reflected in the costs of the Council. The main costs which are reflected in Division C relate to payroll, water pricing loan repayments, insurance costs and some energy costs.

PAYROLL

The payroll budget continues to provide for all positions within the Council whether filled or vacant and includes provision for additional roles outside the workforce plan.

In addition to the above the budget also provides for additional roles to be funded by National Transport Authority (NTA) in order to roll out the very significant active travel capital investment in the County as outlined in the three-year capital plan presented to Members in October.

Year	Wages €	Salaries €	Pensions €
2020 Adopted	23,313,300	48,508,600	13,064,000
2020 Outturn	23,739,300	45,857,200	13,350,000
2021	24,078,000	49,445,500	13,600,000

LOCAL PROPERTY TAX ALLOCATION

Circular Fin 15/2020 dated 15 October 2020 advised the Council of the revised provisional Local Property Tax Allocation of €26.6m following the decision of the Elected Members to reduce the basic rate of LPT by 10%. The continued -10% variation yields €1.9m to the Council and is an important contributor to funding discretionary spend in the 2021 Budget.

An analysis of the Local Property Tax Allocation is as follows:

Fingal County Council - 2021 Local Property Tax Allocation	
	2021
LPT 100%	38,046,823
LPT 20% to Equalisation Fund	7,609,365
LPT Retained Locally (80%)	30,437,458
Baseline	3,699,275
2020 Surplus (LPT Retained Locally - 2020 Baseline)	26,738,183
Discretionary Funding	7,609,365
less 10% reduction	3,804,682
Remaining Discretionary Funding	3,804,682
Revised LPT allocation 2020 (post decision to vary rate)	26,632,776
TO BE ALLOCATED AS FOLLOWS:	
REVENUE ACCOUNT	
Total housing LPT (Revenue Account)	1,300,000
Total Roads LPT (Revenue Account)	3,914,446
Discretionary Funding	7,503,957
TOTAL LPT IN REVENUE ACCOUNT 2020	12,718,403
LPT allocated to Housing Capital Projects.	13,914,373
TOTAL ALLOCATION OF LPT (80%)	26,632,776

FIRE SERVICE

By agreement, the Fire Service for the four Dublin Local Authorities is provided by Dublin City Council. The net cost of the service is shared between the Authorities, taking into account the population of Fingal as a percentage of four Dublin Authorities, the number of households in each administrative area and the historical rateable valuation. Fingal's share of the cost of the service in 2021 is estimated at €22.5m and reflects an increase of €790k on the 2020 Budget. The apportionment of the Fire Services costs between the four Dublin Authorities is as follows:

Local Authority	Budget 2020		Revised 2020		Budget 2021	
	Net Cost	Apportioned %	Net Cost	Apportioned %	Net Cost	Apportioned %
Dublin City Council	53,214,290	47.59	55,545,616	47.59	55,149,685	47.59
Fingal County Council	21,740,160	19.44	22,692,599	19.44	22,530,846	19.44
South Dublin County Council	20,574,694	18.40	21,476,074	18.40	21,322,992	18.40
Dun Laoghaire-Rathdown	16,294,276	14.57	17,008,130	14.57	16,886,896	14.57
	111,823,419	100	116,722,419	100	115,890,419	100

SERVICE SUPPORT COSTS

All divisions include an apportionment of general administration costs and overheads not directly chargeable to a specific division. The costs are set out in Appendix 1 and amount to €46.3m for 2021. These costs are grouped as 'service support costs' and include office accommodation expenses, salaries not directly chargeable to a particular division, pensions, retirement gratuities, computer services, legal expenses, postage, telephone, printing, stationery and advertising. These overheads have been allocated to Divisions and Services on the basis of national cost drivers.

An analysis of the expenditure in each area is set out below:-

J - Appendix 1		
		How Central Management Charge allocated
Corporate Affairs Overhead	7,193,900	Allocated based on salaried staff numbers in Divisions A to H.
Corporate Services salaries, Legal Services and Audit Services, including Audit Committee are included under this heading. Also costs associated with Communications and countywide events and festivals. Costs for the admin of the Council's insurance policies is under this heading.		
Corporate Building Overhead	10,052,700	Allocated based on M ² initially, then by salaried staff numbers in Divisions A to H.
Costs associated with provision and maintenance of Corporate Offices (County Hall, Blanchardstown and Balbriggan). Payroll costs for Architects and Porters. Loan repayments for County Hall and Blanchardstown offices and Canteen costs. Provision is also included here for funding of debit balances associated with the costs of building office accommodation including provision for the buy out of the Balbriggan Offices.		
Finance Function Overhead	2,746,600	Costs based on number of financial transactions generated in Divisions A to H.
Payroll costs for Finance Department are under this heading which includes Insurances, Accounts Payable, Financial Management and Control, FMS costs and Procurement.		
Human Resource Function	2,998,100	Allocated based on total staff numbers in Divisions A to H.
Payroll costs for Human Resources Department & Health and Safety Officer are under this heading. Office costs of administering payroll for staff & pensioners		
IT Services	7,096,600	Costs based on number of PC's & usage of applications in Divisions A to H.
IT staff costs including network infrastructure, servers, PC's, laptops & communication hardware. IT systems supporting the business needs of each Department & issuing of PC Application Licences are under this heading.		
Pension & Lump Sum Overhead	16,225,500	Costs based on % of salary costs in Divisions A to H.
All Pensions and Gratuities together with Salary costs for staff in Human Resources Department who administer payroll for pensioners.		

CAPITAL PROGRAMME 2021–2023

The Capital Programme 2021–2023 was presented to the Members at the Virtual Governance & Oversight meeting of the Council in October. It identifies over 230 individual projects with an estimated spend of €767M over the 3 years.

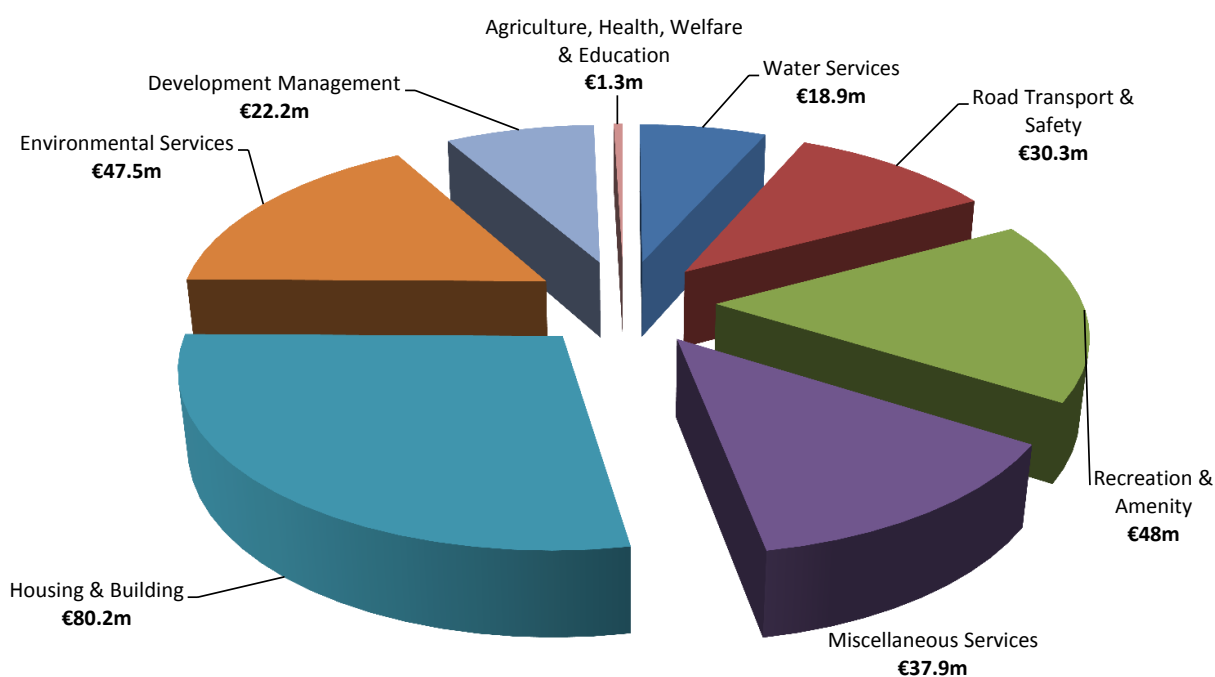


FINANCIAL ANALYSIS - GRAPHS



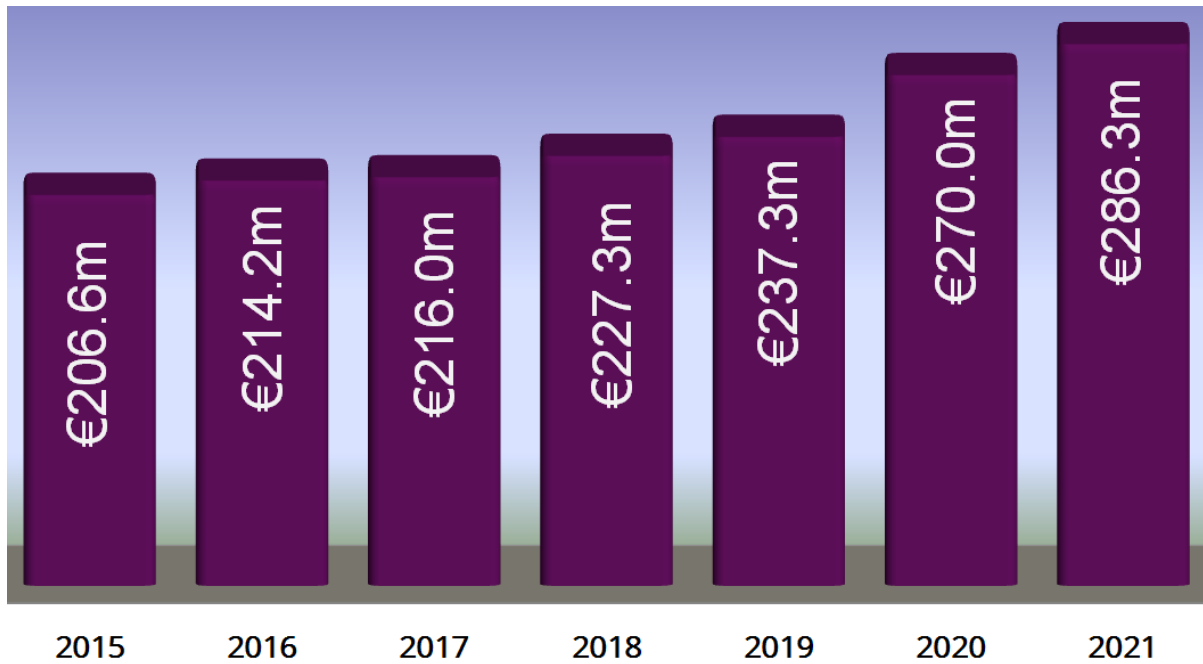
Expenditure per Head of Population (HOP)

	Expenditure	% of Budget	Spend per HOP
Housing and Building	€80,220,400	28.01%	€270.82
Road Transport and Safety	€30,284,300	10.58%	€102.24
Water Services	€18,923,700	6.61%	€63.89
Development Management	€22,212,200	7.76%	€74.99
Environmental Services	€47,532,400	16.60%	€160.47
Recreation and Amenity	€47,990,400	16.76%	€162.01
Agriculture, Health, Welfare and Education	€1,340,600	0.47%	€4.53
Miscellaneous Services	€37,870,600	13.22%	€127.85
	€286,374,600	100.00%	€966.78

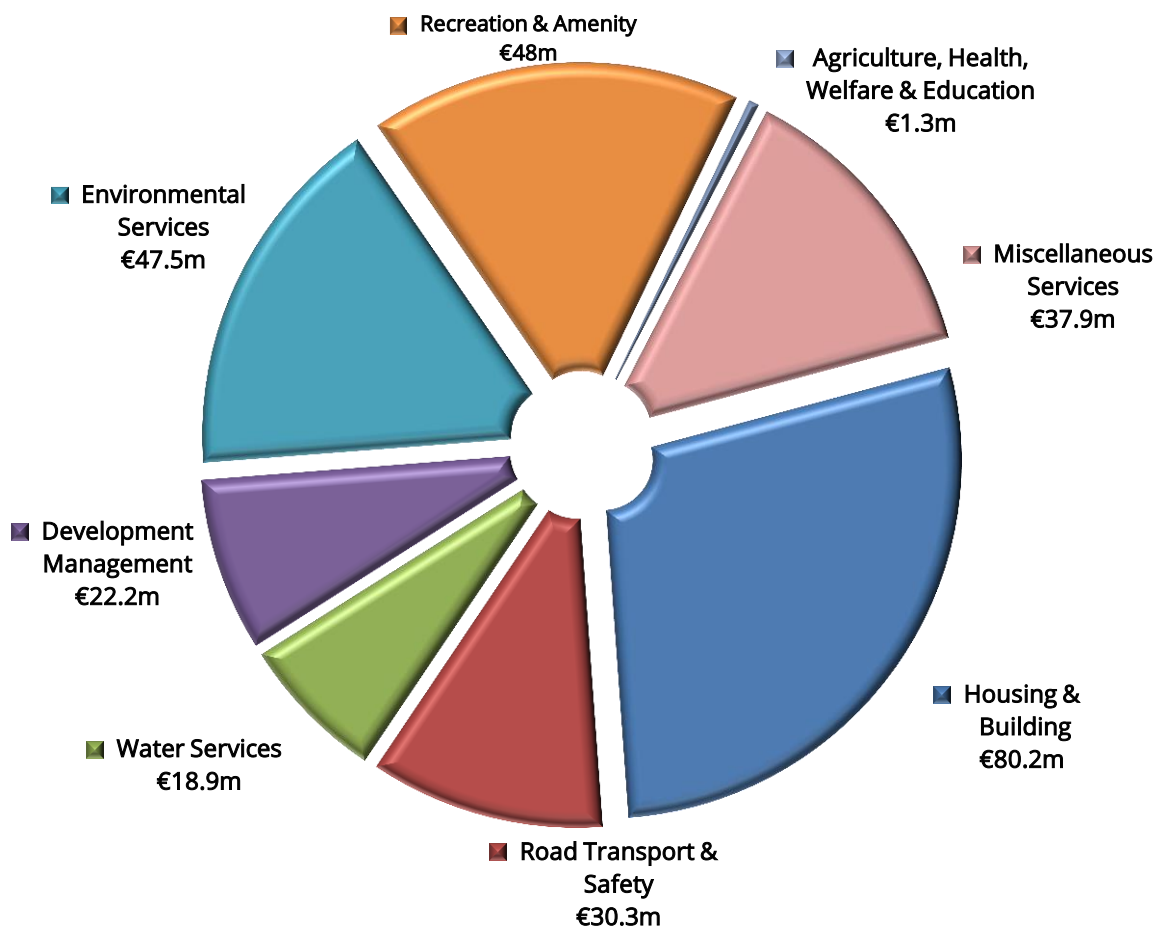


* Population 296,214 - Census 2016

REVENUE EXPENDITURE YEAR ON YEAR 2015 - 2021

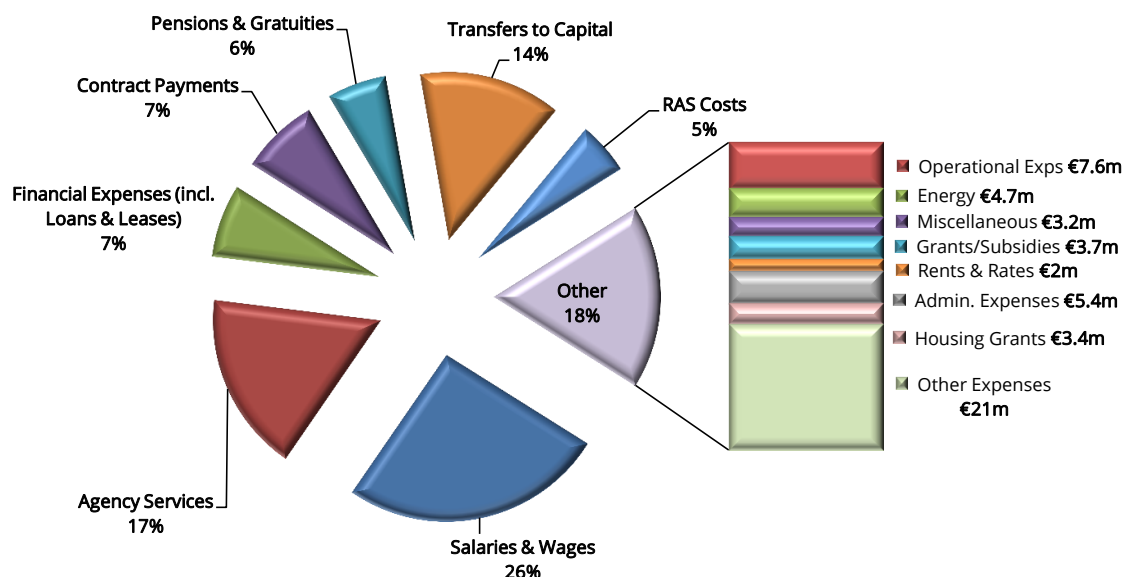


Where the Expenditure will happen



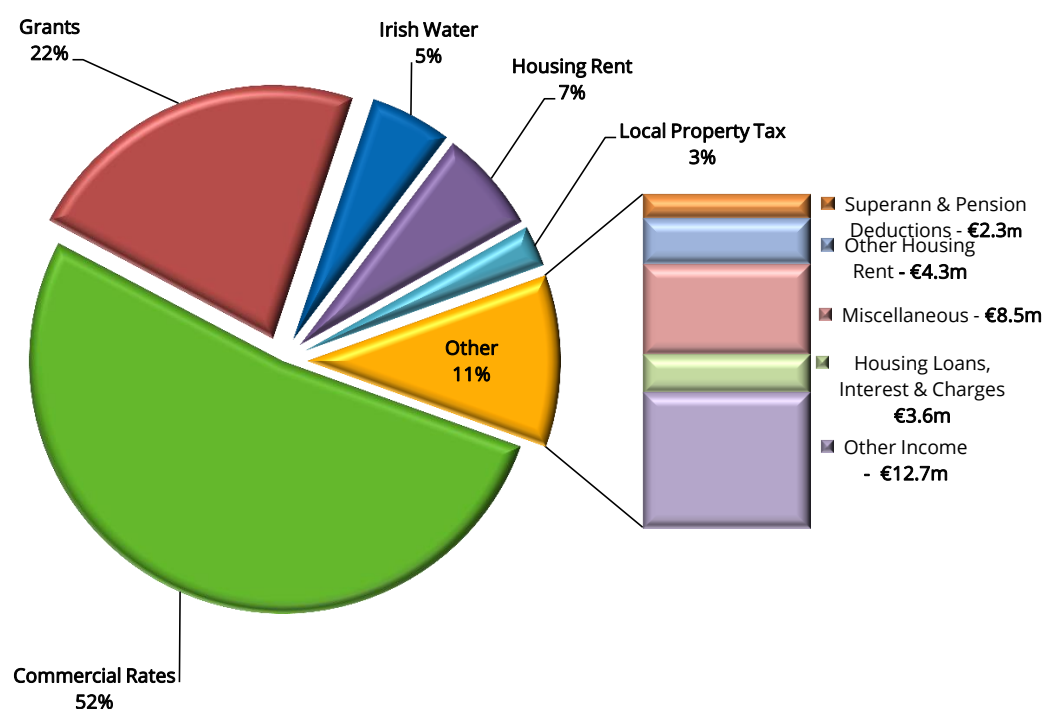
Analysis of Expenditure

	Budget 2020	Revised Budget 2020	Budget 2021
	€	€	€
<u>Payroll</u>			
Salaries & Wages	71,821,900	69,596,500	73,523,500
Other Payroll Expenses	1,805,400	1,470,800	1,620,500
Pensions & Gratuities	15,364,000	15,850,000	16,200,000
<u>Operational Expenses</u>			
Purchase of Land & Equipment	1,005,600	2,097,700	1,225,800
Repairs & Maintenance	318,400	314,200	292,600
Contract Payments	21,133,800	21,532,100	21,642,400
Agency Services	44,853,100	43,867,100	49,694,100
Plant Hire	1,479,700	1,984,000	1,586,900
Materials & Stores Issues	2,670,300	3,391,100	3,029,400
Housing Grants	3,377,800	3,403,300	3,403,300
Payments of Grants/Subsidies	3,587,300	110,154,800	3,730,000
Member Costs	333,500	338,600	343,000
Consultancy & Professional Fees	6,638,800	5,283,800	6,217,500
Energy	4,808,500	4,489,800	4,724,800
RAS Costs	12,800,000	12,186,100	14,565,000
Other Operational Expenses	7,193,500	6,450,600	7,661,800
<u>Administration & Establishment Expenses</u>			
Communications	1,281,500	1,354,000	1,338,500
Training & Recruitment	1,314,500	1,199,900	1,234,300
Printing & Stationery	792,200	620,000	687,800
Contributions to Other Bodies	2,393,200	1,735,000	1,977,800
Other Administration Expenses	4,715,600	5,046,900	5,398,400
Rents & Rates	1,968,500	1,837,100	2,000,100
Local Property Tax	385,000	380,000	400,000
Other Establishment Expenses	894,800	1,062,100	1,000,500
Financial Expenses (incl. Loans & Leases)	21,314,000	21,032,500	20,289,600
Transfers to Capital	33,612,700	35,719,600	39,368,400
Miscellaneous	2,106,500	2,681,300	3,218,600
	269,970,100	375,078,900	286,374,600

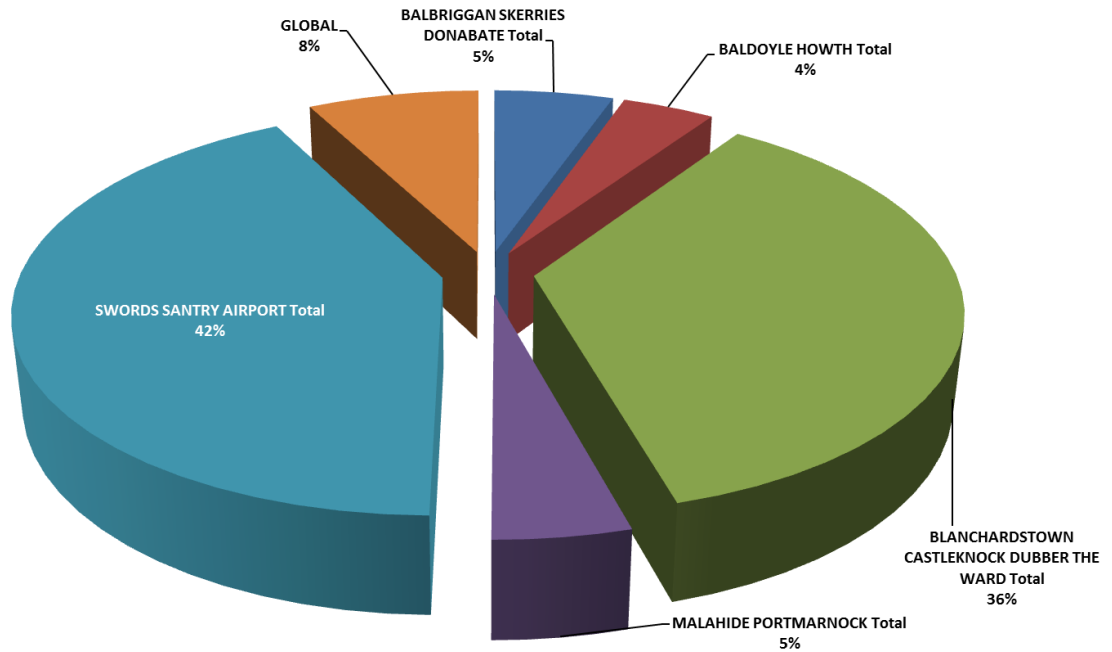


Analysis of Income

	Budget 2020	Revised Budget 2020	Budget 2021
	€	€	€
Commercial Rates	148,849,700	148,849,700	149,634,100
Grants (incl. LPT self funding)	54,433,300	159,956,400	64,055,300
Superannuation & Pension Deductions	2,200,000	2,200,000	2,300,000
Local Property Tax (Discretionary)	7,528,500	7,528,500	7,504,000
Housing Rent	18,180,600	18,184,600	18,934,100
Other Housing Rent	4,400,000	4,400,000	4,280,000
Housing Loans, Interest & Charges	3,602,900	3,378,400	3,614,000
Irish Water	14,714,900	14,571,400	14,841,100
Recycling Centres & Landfill Income	760,000	925,000	760,000
Planning Fees	1,470,500	1,610,300	1,480,300
Parking Fees/Charges	1,730,000	1,275,000	1,530,000
Recreation & Amenity Activities	665,000	76,000	665,000
Agency Services & Recoup Other LA's	799,300	2,607,100	1,847,700
Property Rental & Leasing of Land	1,423,600	1,485,100	1,505,600
Fire Charges	850,000	850,000	850,000
NPPR	700,000	1,100,000	700,000
Other Fees & Fines	4,021,000	3,146,100	3,349,300
Miscellaneous Income	3,640,800	2,935,000	8,524,100
	269,970,100	375,078,600	286,374,600



Distribution of Budgeted Commercial Rates Income 2021 - €149.634m



The “Global Valuation” refers to valuations on various utilities (networks), such as E.S.B., Bord Gails, Irish Water, various telecommunication networks and surface water network.



Statutory Budget

TABLES A - E



It should be noted that, because of the level of detail involved in the apportionment of Service Support Costs, rounding issues may be a feature in some of the tables. These have no material effect and do not impact on the overall budget figures.

TABLE A - CALCULATION OF ANNUAL RATE ON VALUATION FOR THE FINANCIAL YEAR

Summary by Service Division	Expenditure €	Income €	Budget Net Expenditure 2021 €	%	Estimated Net Expenditure Outturn 2020 €	%
Gross Revenue Expenditure & Income						
A Housing and Building	80,220,400	74,728,000	5,492,400	3.5%	5,149,300	3.3%
B Road Transport & Safety	30,284,300	7,906,600	22,377,700	14.2%	21,798,900	13.9%
C Water Services	18,923,700	17,677,600	1,246,100	0.8%	1,121,300	0.7%
D Development Management	22,212,200	4,942,000	17,270,200	11.0%	16,725,500	10.7%
E Environmental Services	47,532,400	6,511,700	41,020,700	26.1%	41,095,500	26.3%
F Recreation and Amenity	47,990,400	2,827,300	45,163,100	28.7%	43,923,300	28.1%
G Agriculture, Education, Health & Welfare	1,340,600	235,600	1,105,000	0.7%	879,400	0.6%
H Miscellaneous Services	37,870,600	14,407,700	23,462,900	14.9%	25,685,300	16.4%
	286,374,600	129,236,500	157,138,100	100.0%	156,378,500	100.0%
Provision for Debit Balance	2,986,000		2,986,000			
ADJUSTED GROSS EXPENDITURE AND INCOME (A)	289,360,600	129,236,500	160,124,100		156,378,500	
Financed by Other Income/Credit Balances						
Provision for Credit Balance		2,986,000	2,986,000			
Local Property Tax *		7,504,000	7,504,000			
SUB-TOTAL (B)			10,490,000			
AMOUNT OF RATES TO BE LEVIED (A)-(B)			149,634,100			
Value of Base Year Adjustment						
AMOUNT OF RATES TO BE LEVIED (GROSS OF BYA) (D)			149,634,100			
Net Effective Valuation (E)			833,154,300			
GENERAL ANNUAL RATE ON VALUATION (D)/(E)			0.1796			

* Represents Discretionary Local Property Tax (Local Property Tax allocation less Self-Funding). See Appendix 2 for details of full LPT allocation

TABLE B: Expenditure and Income for 2021 and Estimated Outturn for 2020

Division & Services	2021				2020			
	Expenditure		Income		Expenditure		Income	
	Adopted by Council €	Estimated by Chief Executive €	Adopted by Council €	Estimated by Chief Executive €	Adopted by Council €	Estimated Outturn €	Adopted by Council €	Estimated Outturn €
A Housing and Building								
A01 Maintenance & Improvement of LA Housing Units		11,731,900		19,419,300	11,265,300	11,021,200	18,337,200	18,481,000
A02 Housing Assessment, Allocation and Transfer		1,616,300		42,100	1,744,000	1,636,500	36,600	37,400
A03 Housing Rent and Tenant Purchase Administration		1,797,800		42,500	1,875,600	1,841,900	47,100	48,000
A04 Housing Community Development Support		2,487,800		62,500	2,331,500	2,315,900	60,500	47,400
A05 Administration of Homeless Service		3,333,800		387,000	3,208,700	3,336,100	335,100	390,700
A06 Support to Housing Capital Prog.		8,971,700		6,124,800	9,204,100	8,850,800	6,275,800	6,045,800
A07 RAS & Leasing Programme		38,427,200		40,448,600	32,576,800	30,109,600	34,845,800	32,249,600
A08 Housing Loans		5,480,200		4,672,900	5,355,200	4,930,800	4,709,300	4,398,600
A09 Housing Grants		3,994,600		2,738,900	3,954,500	4,001,300	2,716,100	2,736,800
A11 Agency & Recoupable Services		1,730,800		673,700	1,529,000	1,463,400	583,200	421,900
A12 HAP Programme		648,300		115,700	563,000	584,800	135,400	85,800
Division A Total		80,220,400		74,728,000	73,607,700	70,092,300	68,082,100	64,943,000

TABLE B: Expenditure and Income for 2021 and Estimated Outturn for 2020

Division & Services	2021				2020			
	Expenditure		Income		Expenditure		Income	
	Adopted by Council €	Estimated by Chief Executive €	Adopted by Council €	Estimated by Chief Executive €	Adopted by Council €	Estimated Outturn €	Adopted by Council €	Estimated Outturn €
B Road Transport & Safety								
B03 Regional Road - Maintenance and Improvement		8,406,700		2,583,700	7,758,200	6,403,800	2,083,600	2,086,600
B04 Local Road - Maintenance and Improvement		8,391,500		2,058,100	7,886,900	9,806,700	2,056,800	2,059,200
B05 Public Lighting		5,065,100		514,400	4,988,800	4,430,000	456,800	518,200
B06 Traffic Management Improvement		2,926,600		62,900	2,932,100	2,746,300	54,300	99,000
B08 Road Safety Promotion & Education		2,003,100		173,100	1,897,300	1,991,200	67,400	164,700
B09 Car Parking		812,700		1,531,400	916,900	846,900	1,731,800	1,276,800
B10 Support to Roads Capital Prog		2,154,100		54,900	1,826,700	1,947,600	43,600	44,100
B11 Agency & Recoupable Services		524,500		928,100	502,800	1,036,700	493,600	1,161,700
Division B Total		30,284,300		7,906,600	28,709,700	29,209,200	6,987,900	7,410,300

TABLE B: Expenditure and Income for 2021 and Estimated Outturn for 2020

Division & Services	2021				2020			
	Expenditure		Income		Expenditure		Income	
	Adopted by Council €	Estimated by Chief Executive €	Adopted by Council €	Estimated by Chief Executive €	Adopted by Council €	Estimated Outturn €	Adopted by Council €	Estimated Outturn €
C Water Services								
C01 Water Supply		10,775,600		10,849,000	10,449,300	10,458,900	10,522,600	10,538,700
C02 Waste Water Treatment		5,998,200		6,055,400	6,238,100	6,196,100	6,292,400	6,253,300
C04 Public Conveniences		307,600		9,000	283,500	309,800	8,200	8,500
C05 Admin of Group and Private Installations		15,300		15,000	8,200	11,000	8,200	11,000
C06 Support to Water Capital Programme		719,000		725,900	734,400	582,300	742,100	590,700
C08 Local Authority Water and Sanitary Services		1,108,000		23,300	837,100	1,019,700	36,000	54,300
Division C Total		18,923,700		17,677,600	18,550,600	18,577,800	17,609,500	17,456,500

TABLE B: Expenditure and Income for 2021 and Estimated Outturn for 2020

Division & Services	2021				2020			
	Expenditure		Income		Expenditure		Income	
	Adopted by Council €	Estimated by Chief Executive €	Adopted by Council €	Estimated by Chief Executive €	Adopted by Council €	Estimated Outturn €	Adopted by Council €	Estimated Outturn €
D Development Management								
D01 Forward Planning		2,666,400		78,900	3,178,700	2,899,300	81,500	83,300
D02 Development Management		8,203,000		1,517,100	8,550,400	7,832,700	1,492,900	1,604,400
D03 Enforcement		676,400		49,800	641,900	743,800	41,500	89,800
D04 Industrial and Commercial Facilities		620,500		23,300	707,800	647,300	23,400	23,900
D05 Tourism Development and Promotion		504,500		13,200	1,371,400	484,700	245,900	16,100
D06 Community and Enterprise Function		1,760,700		241,100	2,262,900	1,764,900	230,800	264,900
D08 Building Control		1,961,700		195,400	2,121,600	1,885,600	192,700	223,700
D09 Economic Development and Promotion		3,983,400		1,883,700	3,375,000	33,477,100	1,547,000	31,458,000
D10 Property Management		1,330,700		706,300	1,268,500	1,239,400	623,200	695,700
D11 Heritage and Conservation Services		504,900		233,200	570,500	423,200	234,600	212,700
Division D Total		22,212,200		4,942,000	24,048,700	51,398,000	4,713,500	34,672,500

TABLE B: Expenditure and Income for 2021 and Estimated Outturn for 2020

Division & Services	2021				2020			
	Expenditure		Income		Expenditure		Income	
	Adopted by Council €	Estimated by Chief Executive €	Adopted by Council €	Estimated by Chief Executive €	Adopted by Council €	Estimated Outturn €	Adopted by Council €	Estimated Outturn €
E Environmental Services								
E01 Landfill Operation and Aftercare		4,087,000		29,700	5,260,200	4,888,300	32,200	33,000
E02 Recovery & Recycling Facilities Operations		2,850,500		1,344,500	2,785,500	3,074,300	1,314,600	1,501,400
E03 Waste to Energy Facilities Operations		865,100		1,055,500	865,200	865,000	1,184,200	1,767,700
E05 Litter Management		1,411,700		125,400	1,072,700	1,267,900	124,200	124,600
E06 Street Cleaning		6,758,000		182,800	6,492,900	6,822,500	171,200	175,200
E07 Waste Regulations, Monitoring and Enforcement		1,661,100		507,800	1,460,000	1,701,600	458,400	581,400
E08 Waste Management Planning		267,900		25,000	238,300	280,500	24,100	24,100
E09 Maintenance of Burial Grounds		2,162,200		957,000	2,143,500	2,270,500	953,600	1,027,900
E10 Safety of Structures and Places		1,175,900		86,200	1,428,400	1,316,000	100,800	86,800
E11 Operation of Fire Service		22,533,100		-	21,741,900	22,694,300	-	-
E12 Fire Prevention		196,900		850,000	207,500	211,400	850,000	850,000
E13 Water Quality, Air and Noise Pollution		2,541,500		1,336,900	2,879,700	2,045,300	1,851,100	1,055,400
E15 Climate Change & Flooding		1,021,500		10,900	1,135,600	888,800	3,300	3,400
Division E Total		47,532,400		6,511,700	47,711,400	48,326,400	7,067,700	7,230,900

TABLE B: Expenditure and Income for 2021 and Estimated Outturn for 2020

Division & Services	2021				2020			
	Expenditure		Income		Expenditure		Income	
	Adopted by Council €	Estimated by Chief Executive €	Adopted by Council €	Estimated by Chief Executive €	Adopted by Council €	Estimated Outturn €	Adopted by Council €	Estimated Outturn €
F Recreation and Amenity								
F01 Leisure Facilities Operations		734,700		315,000	990,500	714,700	314,600	274,800
F02 Operation of Library and Archival Service		15,452,300		445,500	14,239,400	14,525,000	391,400	442,700
F03 Outdoor Leisure Areas Operations		19,548,600		1,183,900	18,473,000	19,134,600	1,160,400	587,000
F04 Community Sport and Recreational Development		6,877,100		378,700	6,682,800	6,885,000	421,200	858,800
F05 Operation of Arts Programme		5,377,700		504,200	4,863,700	5,139,100	260,000	311,800
Division F Total		47,990,400		2,827,300	45,249,400	46,398,400	2,547,600	2,475,100

TABLE B: Expenditure and Income for 2021 and Estimated Outturn for 2020

Division & Services	2021				2020			
	Expenditure		Income		Expenditure		Income	
	Adopted by Council €	Estimated by Chief Executive €	Adopted by Council €	Estimated by Chief Executive €	Adopted by Council €	Estimated Outturn €	Adopted by Council €	Estimated Outturn €
G Agriculture, Education, Health & Welfare								
G02 Operation and Maintenance of Piers and Harbours		503,900		6,700	386,700	377,100	10,300	6,400
G04 Veterinary Service		764,600		200,100	606,200	710,500	168,500	238,600
G05 Educational Support Services		72,100		28,800	95,100	57,100	39,700	20,300
Division G Total		1,340,600		235,600	1,088,000	1,144,700	218,500	265,300

TABLE B: Expenditure and Income for 2021 and Estimated Outturn for 2020

Division & Services	2021				2020			
	Expenditure		Income		Expenditure		Income	
	Adopted by Council €	Estimated by Chief Executive €	Adopted by Council €	Estimated by Chief Executive €	Adopted by Council €	Estimated Outturn €	Adopted by Council €	Estimated Outturn €
H Miscellaneous Services								
H01 Profit & Loss Machinery Account		-		-	-	-	-	-
H02 Profit & Loss Stores Account		379,400		-	311,000	319,100	-	-
H03 Administration of Rates		34,176,100		481,100	27,229,300	106,275,800	279,800	76,971,700
H04 Franchise Costs		504,600		10,500	469,400	479,700	7,800	7,900
H05 Operation of Morgue and Coroner Expenses		8,600		-	22,100	8,600	-	-
H06 Weighbridges		20,400		-	18,100	38,700	-	-
H07 Operation of Markets and Casual Trading		500		3,000	1,000	500	3,000	3,000
H09 Local Representation & Civic Leadership		2,147,200		15,900	2,199,200	2,168,100	21,300	22,700
H11 Agency & Recoupable Services		633,800		13,897,200	754,600	641,600	6,052,800	7,241,500
Division H Total		37,870,600		14,407,700	31,004,700	109,932,100	6,364,700	84,246,800
Overall Total		286,374,600		129,236,500	269,970,200	375,078,900	113,591,500	218,700,400

TABLE C - CALCULATION OF BASE YEAR ADJUSTMENT FOR THE FINANCIAL YEAR 2021 Fingal County Council					
Rating Authority	(i) Annual Rate on Valuation 2021 €	(ii) Effective ARV (Net of BYA) 2021 €	(iii) Base Year Adjustment 2021 €	(iv) Net Effective Valuation €	(v) Value of Base Year Adjustment €
	-	-	-	-	-
TOTAL				-	-

Table D		
ANALYSIS OF BUDGET INCOME 2021 FROM GOODS AND SERVICES		
Source of Income	2021 €	2020 €
Rents from Houses	23,214,100	22,580,600
Housing Loans Interest & Charges	3,614,000	3,602,900
Parking Fines & Charges	1,530,000	1,730,000
Irish Water	14,841,100	14,714,900
Planning Fees	1,480,300	1,470,500
Domestic Refuse Charges	760,000	760,000
Commercial Refuse Charges	-	-
Landfill Charges	-	-
Fire Charges	850,000	850,000
Recreation/Amenity/Culture	665,000	665,000
Agency Services & Repayable Works	-	-
Local Authority Contributions	1,669,100	664,800
Superannuation	2,300,300	2,199,900
NPPR	700,000	700,000
Other income	13,599,300	9,219,600
Total Goods & Services	<u>65,223,200</u>	<u>59,158,200</u>

Table E

ANALYSIS OF BUDGET INCOME 2021 FROM GRANTS & SUBSIDIES

	2021 €	2020 €
Department of Housing, Local Government and Heritage		
Housing and Building	46,290,300	40,287,000
Road Transport & Safety	3,914,400	3,914,400
Water Services	2,315,400	2,366,100
Development Management	8,000	-
Environmental Services	-	-
Recreation and Amenity	75,000	75,000
Agriculture, Education, Health & Welfare	-	-
Miscellaneous Services	7,281,600	4,901,500
Sub-total	59,884,700	51,544,000
Other Departments and Bodies		
TII Transport Infrastructure Ireland	500,000	435,000
Media, Tourism, Art, Culture, Sport & the Gaeltacht	170,000	170,000
National Transport Authority	586,700	-
Social Protection	-	-
Defence	-	-
Education	-	-
Library Council	-	-
Arts Council	50,000	50,000
Transport	16,000	16,000
Justice	-	-
Agriculture & Marine	50,000	50,000
Enterprise, Trade & Employment	1,630,300	1,162,100
Community, Rural Development & the Islands	176,100	112,000
Climate Action & Communications Networks	431,500	381,500
Food Safety Authority of Ireland	-	-
Other	518,000	512,700
Sub-total	4,128,600	2,889,300
Total Grants & Subsidies	<u>64,013,300</u>	<u>54,433,300</u>



Statutory Budget

TABLES F
EXPENDITURE & INCOME

DIVISIONS A-H



Division A

HOUSING & BUILDING

The Housing Department provides social housing support for those unable to provide accommodation for themselves from their own resources and provides services to Council tenants, to those with a housing need and to private householders.

The Department implements Government Housing Policy, including the Rebuilding Ireland Action Plan for Housing and Homelessness across the five key pillars of the Action Plan and the revenue budget supports the provision of services under these five pillars;

- Pillar 1 – Address Homelessness
- Pillar 2 – Accelerate Social Housing
- Pillar 3 – Build More Homes
- Pillar 4 – Improve the Rental Sector
- Pillar 5 – Utilise Existing Housing

MANAGEMENT AND MAINTENANCE OF LOCAL AUTHORITY HOMES

The Council's social housing stock is increasing annually due to additional properties provided under the Housing delivery pipeline. In addition to FCC direct build, these include Long Term Lease (LTL), one-off acquisitions and Part V delivery in private estates. Accordingly, the management, maintenance and the availability of a responsive estate management services are critical to ensuring the building of sustainable communities.

Fingal County Council will manage and maintain in excess of 5,800 homes (including 75 traveller group houses) in 2021 and we expect to deal with 13,000 maintenance requests. We will also provide an annual service for circa 5,200 home heating installations, including gas and oil boilers and renewable heating systems within new stock during 2021.

The repair and re-letting of unoccupied homes is a priority and it is anticipated that on average, circa 99% of our Council homes will be occupied at any time during 2021.

A significant revenue provision for funding the Capital Works Programme to housing stock has been made in 2021.

The Council plans to carry out preventative maintenance work involving painting and some joinery works in up to 900 homes during 2021. The Window and Door Replacement Programme in respect of single glazed units in existing dwellings has concluded and a further programme will commence during 2021 for post 1996 dwellings where required.

A planned programme for the replacement of central heating systems and/or boilers in older stock will continue during 2021 in accordance with the Council's commitment under the Climate Action Plan. Works to ensure compliance with housing standards will continue.

ESTATE MANAGEMENT

The Estate Management Section will continue to run Tenancy Induction Courses for all new Council tenants and to encourage all Council tenants to play an active role in the upkeep and appearance of their estates. The Council works in collaboration with external agencies and stakeholders in an effort to prevent, reduce and eliminate anti-social behaviour in our estates and to achieve best outcomes. When and where possible we will consider estate improvement works to alleviate anti-social behaviour blackspots, this may include erecting railings, laneway closures, graffiti removal or tree planting. It is anticipated that circa €250,000 will be expended on these measures.

LOCAL PROPERTY TAX

Fingal County Council must pay the Local Property Tax on all social housing properties. All of the Council's properties are in Valuation Band 1 €0 - €100,000. Payment for the coming year is due on January 1, 2021 and will be paid in monthly instalments throughout the year. A figure of €400,000 has been provided for payment of the Property Tax for 2021.

HOMELESS SERVICES

The Dublin Region Homeless Executive is a shared service operated by Dublin City Council as the lead statutory authority in the Dublin Region to co-ordinate the regional response to homelessness. Expenditure of €2.5m is budgeted for this service in 2021.

Fingal County Council, working with the other Dublin Local Authorities and the Dublin Region Homeless Executive, will continue to implement current policy and will work towards implementing homeless objectives and alleviating homelessness.

Significant progress was made during 2020 assisting families and individuals in Fingal, who are homeless or at risk of homelessness, to find a home. This work will continue in 2021. It is anticipated that in excess of 500 households will have their homeless circumstances alleviated during 2021 through various means of social housing support including the Dublin Region Homeless HAP Scheme.

Support Services will continue to be provided to homeless applicants when they take up a tenancy through various tenancy support services such as the Support to Live Independently (SLÍ) as operated by Dublin Simon, Focus Ireland Tenancy Sustainment, HAIL (Housing Association for Integrated Living) and Housing First. Outreach tenancies are also allocated to homeless and vulnerable applicants in partnership with Sophia Housing Association, Peter McVerry Trust, Anew and Novas.

The Homeless team continue to conduct the bi-annual Rough Sleepers Count under the direction of the Dublin Region Homeless Executive.

Weekly clinics conducted in partnership with Threshold will continue. Threshold works to protect and sustain tenancies by providing information to those at risk of losing their home in Dublin and also by working closely with the Department of Social Protection. A Threshold freefone number service (1800 454 454) is also available.

HOUSING ASSISTANCE PAYMENT

The implementation of the Housing Assistance Payment (HAP) is a key Government priority. Since the introduction of the scheme on 1st March 2017 a total of 3,633 tenancies including Homeless HAP have been put in place up to the end of October 2020. The HAP team will continue to assist applicants to put HAP tenancy arrangements in place during 2021.

ACCOMMODATION OF TRAVELLING PEOPLE

The 2019 Annual Count of Traveller Families confirmed that 525 Traveller families live in Fingal. The Traveller Accommodation Programme 2019-2024 was adopted by Council in 2019.

In addition to Capital funding a figure in the sum of €200,000 has been provided for Traveller Estate Improvement Works.

LEASING SCHEMES

The leasing of properties is a significant delivery mechanism for social housing across the county with proposals for larger multi-unit developments being made as current market factors evolve. The LongTerm Lease (LTL), Repair & Lease (RLS) and Rental Accommodation Scheme (RAS) remain important sources of social housing in Fingal for the coming year. Currently the Council leases 829 properties under these schemes.

APPROVED HOUSING BODIES

Approved Housing Bodies (AHBs) continue to play an important role in the delivery of social housing and the Council continues to work in partnership with our AHB partners to increase delivery through the Capital Advance Leasing Facility, Mortgage to Rent and Capital Assistance Schemes.

The construction and leasing of new homes, using private finance and Payment and Availability Agreements, will be integral to increasing social housing supply for AHB's. An amount of €20.2m has been provided for 2021. In addition, where appropriate, the Council will work collaboratively with AHB's to facilitate the purchase or lease of newly built private dwellings under Part V.

The Council continues to lease unsold affordable homes to AHBs as provided for in Circular AHS/1/2009. The DHPLG has established an internal working group to consider a long term strategy for unsold affordable properties.

DIFFERENTIAL RENTS

Under the Council's Differential Rent Scheme, rents for Council homes are calculated as a proportion (12%) of assessable net income. The Council expects an income of €18.65m from local authority rented homes in 2021.

HOME LOANS

The Loans Section administers the house purchase loans and manages a total of 1,834 active loan accounts with a book value of €144,716,220 (end of September 2020). The budget anticipates the collection of €4.6 million in interest and MARP (Mortgage Arrears Resolution Process) throughout 2021.

The Rebuilding Ireland Home Loan has replaced all of the older home loan schemes and is presently the lending product offered to borrowers by Local Authorities. To date (end of September 2020), a total of 1,057 applications were received with 475 loans approved in this time frame and over 241 loans drawn down, to a value of €52,327,249.

The Loans Section also manages loan arrears in accordance with the Mortgage Arrears Resolution Process (MARP). Borrowers who are in financial difficulty can apply to have their monthly mortgage repayment rescheduled for a specified period. The MARP scheme is active with 15 borrowers. The percentage share of compliant loans (not in arrears) is at 81% of the loan book.

The Tenant (Incremental) Purchase Scheme 2016 is available to all suitably qualifying tenants of Council properties. To date (end of September 2020) 59 tenants have availed of this scheme and become home owners.

HOUSING ADAPTATION GRANTS FOR OLDER PEOPLE AND PEOPLE WITH A DISABILITY

There are three Housing Adaptation Grant Schemes for Older People and People with a Disability living in a private dwelling. These came into effect in November 2007 and were amended by regulations in February 2014.

The Schemes are subject to means testing and grant levels vary based on income bands. A total of 207 applications for grants were approved to the end of October 2020. The sum of €3.4m has been provided for Housing Adaptation Grants in the 2021 Budget.

PRIVATE RENTED INSPECTIONS

The Council has a statutory function to carry out inspections of Private Rented Properties within its administrative area.

In February 2018, all local authorities were issued with targets for the Inspection of Private Rented Properties by the DHLGH in conjunction with its Strategy for the Private Rental Sector – a key component of Rebuilding Ireland. The aim is to increase the national average inspection rate from 6% to 25% of registered rental properties by 2021. The targets are based on the percentage of tenancies registered with the RTB, which within the Fingal County Council administrative area was 21,415 at end of 2019.

The annual targets are as follows:

2018 (10%)	2019 (15%)	2020 (20%)	2021 (25%)
2,072	3,155	4,207	5,259

A budget of €875,900 has been allocated for this purpose in 2021. The restrictions in place as part of Covid 19 is impacting on the ability of the Council to carry out its planned inspections programme for 2020. The Council will continue to work in 2021 to meet its targets subject to public health advice.

SERVICE SUPPORT COSTS

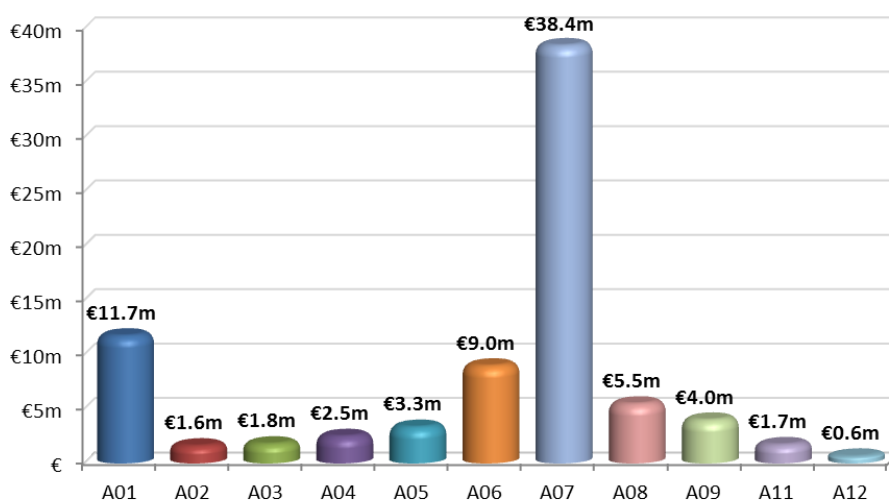
All divisions include an apportionment of general administration costs and overheads not directly chargeable to a specific division. These costs are grouped as 'service support costs' and include office accommodation expenses, salaries not directly chargeable to a particular division, pensions, retirement gratuities, computer services, legal expenses, postage, telephone, printing, stationery and advertising.

These overheads have been allocated to Divisions and Services on the basis of national cost drivers.

A – Housing & Building

Expenditure

A01	Maintenance & Improvement of LA Housing Units	€11,731,900
A02	Housing Assessment, Allocation and Transfer	€1,616,300
A03	Housing Rent and Tenant Purchase Administration	€1,797,800
A04	Housing Community Development Support	€2,487,800
A05	Administration of Homeless Service	€3,333,800
A06	Support to Housing Capital Prog	€8,971,700
A07	RAS & Leasing Programme	€38,427,200
A08	Housing Loans	€5,480,200
A09	Housing Grants	€3,994,600
A11	Agency & Recoupable Services	€1,730,800
A12	HAP Programme	€648,300
		€80,220,400



Income

DHLGH Grants (Incl. Other Grants & Subsidies)	€46,290,300
Rent from Houses	€23,214,100
Housing Loans, Interest & Charges	€3,614,000
Other Income	€951,000
Local Authority Contributions	€365,000
Superannuation	€293,600
€74,728,000	

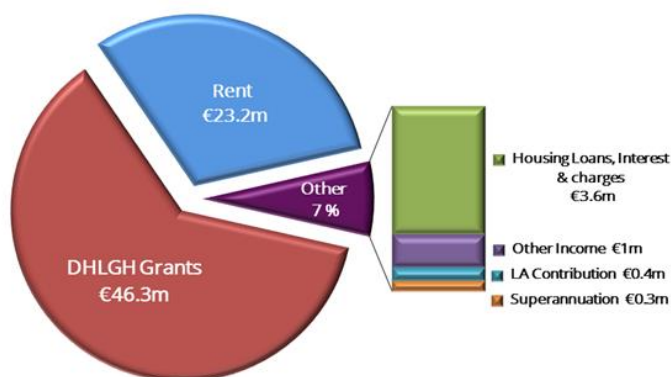


Table F - Expenditure				
Division A - Housing and Building				
Expenditure by Service and Sub-Service	2021		2020	
	Adopted by Council €	Estimated by Chief Executive €	Adopted by Council €	Estimated Outturn €
A0101 Maintenance of LA Housing Units		7,869,900	7,602,000	7,213,900
A0102 Maintenance of Traveller Accommodation Units		1,524,500	1,115,600	1,569,100
A0103 Traveller Accommodation Management		752,100	965,300	589,700
A0199 Service Support Costs		1,585,400	1,582,400	1,648,500
A01 Maintenance & Improvement of LA Housing Units		11,731,900	11,265,300	11,021,200
A0201 Assessment of Housing Needs, Allocs. & Trans.		821,700	921,000	775,100
A0299 Service Support Costs		794,600	823,000	861,400
A02 Housing Assessment, Allocation and Transfer		1,616,300	1,744,000	1,636,500
A0301 Debt Management & Rent Assessment		829,500	951,100	832,500
A0399 Service Support Costs		968,300	924,500	1,009,400
A03 Housing Rent and Tenant Purchase Administration		1,797,800	1,875,600	1,841,900
A0401 Housing Estate Management		973,300	1,064,800	962,900
A0402 Tenancy Management		551,700	442,300	495,300
A0499 Service Support Costs		962,800	824,400	857,700
A04 Housing Community Development Support		2,487,800	2,331,500	2,315,900
A0501 Homeless Grants Other Bodies		2,933,900	2,856,900	2,967,300
A0599 Service Support Costs		399,900	351,800	368,800
A05 Administration of Homeless Service		3,333,800	3,208,700	3,336,100
A0601 Technical and Administrative Support		2,147,100	2,483,100	2,078,200
A0602 Loan Charges		5,046,100	5,065,900	5,045,300
A0699 Service Support Costs		1,778,500	1,655,100	1,727,300
A06 Support to Housing Capital Prog.		8,971,700	9,204,100	8,850,800
A0701 RAS Operations		9,064,200	9,876,000	8,760,200
A0702 Long Term Leasing		6,409,100	3,370,500	4,085,900
A0703 Payment & Availability		20,168,400	16,427,500	14,353,000
A0704 Affordable Leases		1,298,500	1,313,800	1,258,800
A0799 Service Support Costs		1,487,000	1,589,000	1,651,700
A07 RAS & Leasing Programme		38,427,200	32,576,800	30,109,600
A0801 Loan Interest and Other Charges		4,454,300	4,452,600	3,944,300
A0802 Debt Management Housing Loans		178,300	172,200	174,300
A0899 Service Support Costs		847,600	730,400	812,200
A08 Housing Loans		5,480,200	5,355,200	4,930,800

Table F - Expenditure				
Division A - Housing and Building				
Expenditure by Service and Sub-Service	2021		2020	
	Adopted by Council €	Estimated by Chief Executive €	Adopted by Council €	Estimated Outturn €
A0901 Housing Adaptation Grant Scheme		3,002,200	3,002,900	3,012,700
A0903 Essential Repair Grants		462,900	442,900	463,400
A0905 Mobility Aids Housing Grants		200,000	200,000	200,000
A0999 Service Support Costs		329,500	308,700	325,200
A09 Housing Grants		3,994,600	3,954,500	4,001,300
A1101 Agency & Recoupable Service		1,509,000	1,347,900	1,273,000
A1199 Service Support Costs		221,800	181,100	190,400
A11 Agency & Recoupable Services		1,730,800	1,529,000	1,463,400
A1299 HAP Service Support Costs		648,300	563,000	584,800
A12 HAP Programme		648,300	563,000	584,800
Division A Total		80,220,400	73,607,700	70,092,300

Table F - Income				
Division A - Housing and Building				
Income by Source	2021		2020	
	Adopted by Council €	Estimated by Chief Executive €	Adopted by Council €	Estimated Outturn €
Government Grants & Subsidies				
Housing, Local Government & Heritage		46,290,300	40,287,000	37,422,700
Other		-	-	-
Total Government Grants & Subsidies		46,290,300	40,287,000	37,422,700
Goods & Services				
Rents from Houses		23,214,100	22,580,600	22,584,600
Housing Loans Interest & Charges		3,614,000	3,602,900	3,378,400
Superannuation		293,600	282,500	282,500
Agency Services & Repayable Works		-	-	-
Local Authority Contributions		365,000	310,000	365,000
Other income		951,000	1,019,100	909,800
Total Goods & Services		28,437,700	27,795,100	27,520,300
Division A Total		74,728,000	68,082,100	64,943,000

Division B

ROAD TRANSPORT & SAFETY

MAINTENANCE OF REGIONAL AND LOCAL ROADS

There is an on-going programme of general maintenance and improvement of the 1,275km of regional and local roads in the County. This includes repairs to potholes, footpaths, gully cleaning, maintaining and replacing road signs and nameplates, grass cutting, verge trimming and the renewal of road markings and delineators.

RESTORATION PROGRAMME FOR REGIONAL AND LOCAL ROADS

A budget sum of €3.9m is being provided for in 2021 from the Local Property Tax Allocation to fund a programme of road reconstruction works, surface restoration works and surface dressing.

TRAFFIC / ROAD SAFETY

The Road Safety Plan 2017-2020 sets out Fingal County Council's commitment to improving road safety throughout the County. This is implemented through measures such as education, engineering and evaluation. This includes the implementation of the speed limit review in 2020 across a number of locations in each electoral area.

School Wardens are employed at 98 school crossings. Road Safety training and education will continue in 2021.

PUBLIC LIGHTING

The proposed spending on public lighting in 2021 will be €4.7m broken down as €3.6m for maintaining over 32,000 public lights in the County including energy provision for 2,400 lights and traffic route lighting on the M1, M2 and N3 national primary roads and €1.1m on programme of works. Included in the above figure is €220K which will be spent on public lighting minor works.

A sum of €2.4m has been provided in the capital account to accelerate the Public Lighting Energy Efficient Replacement Programme.

CAR PARKING – PAY AND DISPLAY SCHEMES

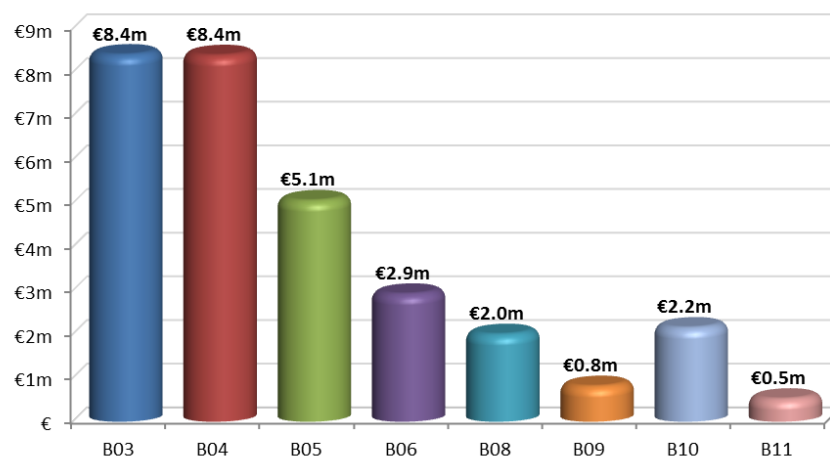
We expect a net income of €767k from Pay and Display schemes operated by the Council in 2021 when all the overheads have been taken into account.

The Operations Works Programme for 2021 is reflected in the figures above (roads, footpaths, traffic and public lighting). The specific expenditure programme will be brought back to each area committee for approval by the Council Members early in 2021.

B – Road Transport & Safety

Expenditure

B03	Regional Road - Maintenance and Improvement	€8,406,700
B04	Local Road - Maintenance and Improvement	€8,391,500
B05	Public Lighting	€5,065,100
B06	Traffic Management Improvement	€2,926,600
B08	Road Safety Promotion & Education	€2,003,100
B09	Car Parking	€812,700
B10	Support to Roads Capital Prog	€2,154,100
B11	Agency & Recoupable Services	€524,500
		€30,284,300



Income

DHLGH	€3,914,400
TII Transport Infrastructure Ireland & Other Grants	€1,102,700
Parking Fines & Charges	€1,530,000
Other Income (Incl. Local Authority Contributions)	€1,066,700
Superannuation	€292,800
	€7,906,600

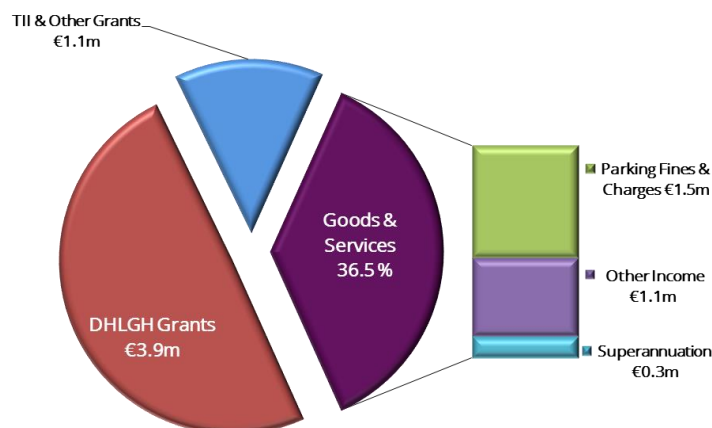


Table F - Expenditure				
Division B - Road Transport & Safety				
Expenditure by Service and Sub-Service	2021		2020	
	Adopted by Council €	Estimated by Chief Executive €	Adopted by Council €	Estimated Outturn €
B0301 Regional Roads Surface Dressing		80,200	80,400	33,200
B0302 Reg Rd Surface Rest/Road Reconstruction/Overlay		1,798,000	2,068,000	850,200
B0303 Regional Road Winter Maintenance		201,700	196,500	202,900
B0304 Regional Road Bridge Maintenance		75,000	75,000	75,000
B0305 Regional Road General Maintenance Works		3,695,300	3,549,100	3,372,700
B0399 Service Support Costs		2,556,500	1,789,200	1,869,800
B03 Regional Road - Maintenance and Improvement		8,406,700	7,758,200	6,403,800
B0401 Local Road Surface Dressing		165,000	170,400	212,000
B0402 Local Rd Surface Rest/Road Reconstruction/Overlay		1,802,900	1,296,000	3,115,800
B0403 Local Roads Winter Maintenance		214,700	213,200	210,200
B0404 Local Roads Bridge Maintenance		38,500	30,300	38,700
B0405 Local Roads General Maintenance Works		4,314,400	4,341,000	4,328,900
B0499 Service Support Costs		1,856,000	1,836,000	1,901,100
B04 Local Road - Maintenance and Improvement		8,391,500	7,886,900	9,806,700
B0501 Public Lighting Operating Costs		3,969,200	3,853,000	3,329,800
B0502 Public Lighting Improvement		791,900	787,300	794,100
B0599 Service Support Costs		304,000	348,500	306,100
B05 Public Lighting		5,065,100	4,988,800	4,430,000
B0601 Traffic Management		10,000	10,000	10,000
B0602 Traffic Maintenance		1,564,000	1,551,500	1,432,100
B0603 Traffic Improvement Measures		10,000	3,500	1,700
B0699 Service Support Costs		1,342,600	1,367,100	1,302,500
B06 Traffic Management Improvement		2,926,600	2,932,100	2,746,300
B0801 School Wardens		966,200	867,900	964,900
B0802 Publicity and Promotion Road Safety		94,300	61,000	119,700
B0899 Service Support Costs		942,600	968,400	906,600
B08 Road Safety Promotion & Education		2,003,100	1,897,300	1,991,200
B0902 Operation of Street Parking		737,200	662,300	738,100
B0903 Parking Enforcement		-	150,000	-
B0999 Service Support Costs		75,500	104,600	108,800
B09 Car Parking		812,700	916,900	846,900
B1001 Administration of Roads Capital Programme		1,249,900	1,010,200	1,094,000
B1099 Service Support Costs		904,200	816,500	853,600
B10 Support to Roads Capital Prog		2,154,100	1,826,700	1,947,600

Table F - Expenditure				
Division B - Road Transport & Safety				
Expenditure by Service and Sub-Service	2021		2020	
	Adopted by Council €	Estimated by Chief Executive €	Adopted by Council €	Estimated Outturn €
B1101 Agency & Recoupable Service		100,000	70,000	100,000
B1199 Service Support Costs		424,500	432,800	936,700
B11 Agency & Recoupable Services		524,500	502,800	1,036,700
Division B Total		30,284,300	28,709,700	29,209,200

Table F - Income				
Division B - Road Transport & Safety				
Income by Source	2021		2020	
	Adopted by Council €	Estimated by Chief Executive €	Adopted by Council €	Estimated Outturn €
Government Grants & Subsidies				
Housing, Local Government & Heritage		3,914,400	3,914,400	3,914,400
TII Transport Infrastructure Ireland		500,000	435,000	500,000
Media, Tourism, Art, Culture, Sport & the Gaeltacht		-	-	-
National Transport Authority		586,700	-	120,400
Transport		16,000	16,000	12,000
Community, Rural Development & the Islands		-	-	-
Other		-	-	-
Total Government Grants & Subsidies		5,017,100	4,365,400	4,546,800
Goods & Services				
Parking Fines & Charges		1,530,000	1,730,000	1,275,000
Superannuation		292,800	274,700	274,700
Agency Services & Repayable Works		-	-	-
Local Authority Contributions		-	500	-
Other income		1,066,700	617,300	1,313,800
Total Goods & Services		2,889,500	2,622,500	2,863,500
Division B Total		7,906,600	6,987,900	7,410,300

Division C

WATER SERVICES

IRISH WATER

Irish Water (IW) took over the responsibility for the operation of public water services, including water treatment and supply and the provision of waste water (foul sewer) services to homes, critical services and businesses from the 1st January 2014.

Local Authorities continue to provide water services on behalf of IW in accordance with a 12-year Service Level Agreement (SLA), agreed protocols and a detailed Annual Service Plan (ASP) which links operational activities to budgets via monthly Key Performance Indicators (KPI's) and ongoing management input/feedback.

ANNUAL BUDGET PROVISIONS

The formulation of an annual budget is an integral part of the Annual Service Plan negotiations between Fingal County Council and IW.

Under the SLA with IW, the Council will continue to meet Payroll costs and Central Management Charge (CMC) costs. The Council recoups these costs from IW on a monthly basis.

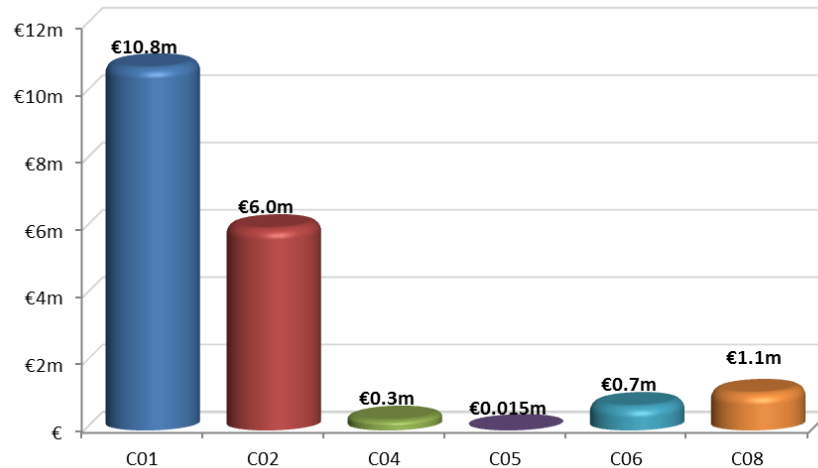
WATER SUPPLY & WASTE WATER SERVICES

The provision of water supply and waste water services in the Fingal area continues to operate on a "business as usual" basis. The cost of dealing with surface water remains the responsibility of this Council.

C – Water Services

Expenditure

C01	Water Supply	€10,775,600
C02	Waste Water Treatment	€5,998,200
C04	Public Conveniences	€307,600
C05	Admin of Group & Private Installations	€15,300
C06	Support to Water Capital Programme	€719,000
C08	Local Authority Water and Sanitary Services	€1,108,000
		€18,923,700



Income

DHLGH Grants	€2,315,400
Irish Water	€14,841,100
Superannuation	€367,400
Other Income	€153,700
	€17,677,600

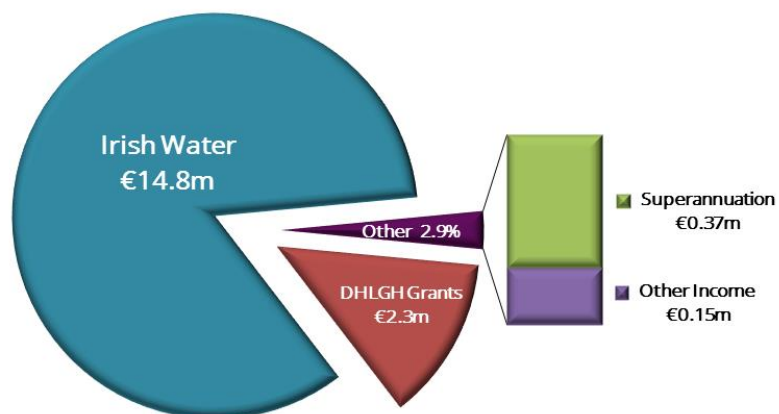


Table F - Expenditure				
Division C - Water Services				
Expenditure by Service and Sub-Service	2021		2020	
	Adopted by Council €	Estimated by Chief Executive €	Adopted by Council €	Estimated Outturn €
C0101 Water Plants & Networks		7,952,500	7,917,700	7,849,600
C0199 Service Support Costs		2,823,100	2,531,600	2,609,300
C01 Water Supply		10,775,600	10,449,300	10,458,900
C0201 Waste Plants and Networks		4,237,600	4,305,000	4,199,000
C0299 Service Support Costs		1,760,600	1,933,100	1,997,100
C02 Waste Water Treatment		5,998,200	6,238,100	6,196,100
C0401 Operation and Maintenance of Public Conveniences		236,400	215,200	239,600
C0499 Service Support Costs		71,200	68,300	70,200
C04 Public Conveniences		307,600	283,500	309,800
C0501 Grants for Individual Installations		15,000	8,200	11,000
C0599 Service Support Costs		300	-	-
C05 Admin of Group and Private Installations		15,300	8,200	11,000
C0601 Technical Design and Supervision		494,900	457,900	291,600
C0699 Service Support Costs		224,100	276,500	290,700
C06 Support to Water Capital Programme		719,000	734,400	582,300
C0801 Local Authority Water Services		39,800	40,100	7,900
C0802 Local Authority Sanitary Services		810,600	574,400	781,200
C0899 Local Authority Service Support Costs		257,600	222,600	230,600
C08 Local Authority Water and Sanitary Services		1,108,000	837,100	1,019,700
Division C Total		18,923,700	18,550,600	18,577,800

Table F - Income				
Division C - Water Services				
Income by Source	2021		2020	
	Adopted by Council €	Estimated by Chief Executive €	Adopted by Council €	Estimated Outturn €
Government Grants & Subsidies				
Housing, Local Government & Heritage		2,315,400	2,366,100	2,327,900
Other		-	-	-
Total Government Grants & Subsidies		2,315,400	2,366,100	2,327,900
Goods & Services				
Irish Water		14,841,100	14,714,900	14,571,400
Superannuation		367,400	362,900	363,000
Agency Services & Repayable Works		-	-	36,000
Local Authority Contributions		-	-	-
Other income		153,700	165,600	158,200
Total Goods & Services		15,362,200	15,243,400	15,128,600
Division C Total		17,677,600	17,609,500	17,456,500

Division D

DEVELOPMENT MANAGEMENT

STRATEGIC PLANNING

Throughout the Covid-19 pandemic there has been a continued strong level of submissions of planning applications and the number of applications based on current trends is estimated to approach 1,350 by year end. To date in 2020, 4 Strategic Housing Development (SHD) applications (for 628 units) were made to An Bord Pleanála. The Board granted permission for 12 SHD's (2469) units; 3 in January, 5 in March, 2 in April and 2 in August. The Board refused permission for 2 SHD (531 units) in February and July. There is 1 SHD (210 units) currently in the formal application process.

Work is on-going and progressing nationally in relation to the introduction of the national online planning portal. Fingal's new on-line planning search facility was launched in October 2020, the Planning & Strategic Infrastructure Department will have a new way of working with improved service delivery.

The Council's Development Contribution Scheme 2016-2020 was adopted on 14th December 2015 and is a county wide scheme. The formal process to adopt a new scheme began in October 2020 - the first steps being publication of a draft scheme and a 6-week public consultation seeking submissions/observations. The making of a Development Contribution Scheme is a reserved function and it is intended to bring the final scheme to the December Council meeting for adoption by Councillors.

FINGAL DEVELOPMENT PLAN 2017 – 2023

The Fingal Development Plan 2017-2023 was adopted on the 16th February, 2017. The Development Plan sets out the Council's proposed policies and objectives for development of the County over the Plan period. The Development Plan seeks to develop and improve, in a sustainable manner, the social, economic, environmental and cultural assets of the County.

Work has also commenced on the review of the Development Plan with issues papers currently being drafted in advance of the formal launch of the consultation in March 2021.

FORWARD PLANNING

A significant number of Local Area Plans, Masterplans, Urban Framework Plans, Studies and other Projects have been identified in the Fingal County Development Plan 2017 – 2023. The projects range in scale from strategic LAP's to more localised studies and plans. Many of the projects have complex issues to be considered and will also require individual environmental assessments to be carried out including SEA, AA and SFRA. The projects have been prioritised in line with the following strategic priorities for the Council and cover the period 2017 – 2019 to coincide with the mid Development Plan review in 2020:

- To increase the supply of housing in the County
- To support growth in the Fingal economy, create jobs and support business
- To strengthen the proposition and marketing of tourism in the County

During 2020, variations no. 2 and 3 of the Development Plan in relation to the alignment with national and regional policy and the N3/N4 link Road respectively were published and adopted. The Kellystown LAP is currently on public display (November 2020).

Consultants will be appointed in late 2020 in respect of the Sustainable Swords Project and work has commenced or continued on throughout 2020 on other projects including: Donabate Urban Framework Plan, Lissenhall East LAP and a feasibility study for the strategic lands at Dunsink.

The Strategic Planning Unit continues to feed into other outside projects, including MetroLink, DART + Expansion, LUAS Finglas and BusConnects and there is ongoing work in relation to the Housing Returns to the Department and the Vacant Site Levy.

The programme will be kept under review as priorities change. A budget is provided for the engagement of external expertise when required.

LOCAL INFRASTRUCTURE HOUSING ACTIVATION FUND (LIHAF) & CONSTRUCTION

The Action Plan for Housing and Homelessness, Rebuilding Ireland established a €200m Local Infrastructure Housing Activation Fund (LIHAF) for investment in infrastructure sufficient to enable early activation of suitably located and scaled housing sites. In October 2017 the Minister approved a total LIHAF funding of €26.58m for Fingal's three LIHAF projects; Donabate Distributor Road, Oldtown/Mooretown and Baldoyle/Stapolin. The LIHAF Projects will provide infrastructure including a distributor road; footpath, cycle track, junction and road upgrades; improved flood and surface water management; wetlands and park which upon delivery will facilitate new housing development.

Ballymastone, located in Donabate, has land available for residential development and the LIHAF-funded Donabate Distributor Road has now been completed and will service this land. A mixed tenure housing development is proposed for this area to accommodate approximately 1,200 units. Works will also progress on the Recreational Hub at Ballymastone, this hub is a key component for the development and will provide 3 schools as well as sporting and recreational facilities.

The Rathbeale Road Upgrade scheme has also recently been completed which involves 1km upgraded road, footpaths and cycle tracks and flood management culverts linking Swords town centre and the established residential areas of western Swords to the significant new residential areas that are currently being developed in the Oldtown/Mooretown LAP area. Both these two recently completed schemes have been very well used during the Covid-19 restrictions by walkers and cyclists.

As part of the Baldoyle/Stapolin application, the Hole in the Wall junction upgrade scheme main works contract is now on site and when complete, will result in a significant increase in convenience for walking, cycling and improved road safety for all users.

HERITAGE PLAN

In 2021 the Heritage Office will continue implementing the Heritage Plan (2018-2023) for Fingal and will actively participate in Fingal's Creative Ireland Programme. The Heritage Office will continue to promote community engagement through the implementation of the Fingal Community Archaeology Strategy (2019-2023) and innovative community archaeology projects like those undertaken at Drumanagh Promontory Fort and Swords Castle; the What Lies Beneath geophysical survey project and the Fingal Fieldnames Project. This work aims to ensure that we protect, manage and promote Fingal's rich archaeological, natural and cultural heritage. The Heritage Office will also continue to support Heritage Week and local heritage groups through the Fingal Heritage Network.

ECONOMIC DEVELOPMENT

The Economic, Enterprise, Tourism & Cultural Development Department supports the co-ordinated economic development of Fingal by planning for, initiating and managing projects that contribute positively to the County's ongoing economic development and assisting in the County's economic recovery in a post-Covid environment. The Department is involved in the marketing and promotion of the Council's industrial parks and of Fingal as a business-friendly location. The Department also promotes initiatives that foster an enterprise culture and a sustainable and resilient business environment in the County.

The Economic, Enterprise, Tourism & Cultural Development Department provide policy support and analysis across the Council in business case development, economic impact analysis and benchmarking. This work informs Fingal County Council's decision making across a range of policy areas.

INVESTMENT ATTRACTION

The Dublin Enterprise Zone (DEZ), which includes Damastown, Ballycoolin and Cherryhound has developed at a national scale over the last 20 years, supported by significant public and private investment. The area currently contains 20 Business Parks with approximately 1,100 business premises. Over 19,500 jobs are supported in a mix of FDI and indigenous companies.

The Council is committed to continued investment in and management and promotion of the DEZ. The Economic, Enterprise, Tourism & Cultural Development Department will continue to build upon the success of the DEZ. Funding has been provided in the budget for further initiatives to enhance the infrastructure in the area and to promote and market the zone as a prime location for business investment.

In addition, the Council will continue to attract investment across all locations in the County including in Stephenstown and the wider Balbriggan area as part of the Our Balbriggan 2019-2025 Rejuvenation Plan and which will benefit from substantial investment under the Council's Capital Programme.

LOCAL COMMUNITY DEVELOPMENT COMMITTEE

The Local Government Reform Act 2014 provides a more central role for Councils in economic and local community development, including the establishment of LCDC's. The Fingal Local Community Development Committee (LCDC) is responsible for co-ordinating, planning and overseeing local development initiatives including the implementation of the Fingal Local Economic & Community Plan (LECP). It is the contracting authority for the Fingal Social Inclusion Community Activation Programme (SICAP) totalling €1.2m annually. The Fingal LCDC has an implementation and oversight role in the delivery of the Dublin Rural LEADER Programme (€6.3m during the 2015-2020 period) through the Dublin Rural Local Action Group (LAG). Work on a new LEADER Programme will begin in 2021.

The Local Community Development Committee also administers the Community Enhancement Programme on behalf of the Department of Community, Rural Development and The Islands and actions under the Healthy Ireland Programme in Fingal.

TOWN AND VILLAGE RENEWAL SCHEME

The Economic, Enterprise, Tourism & Cultural Development Department administers the Town and Village Renewal Schemes in Fingal on behalf of the Department of Community, Rural Development and The Islands.

LOCAL ECONOMIC & COMMUNITY PLAN

The LECP was adopted by the Council in December 2015 and includes actions that Fingal County Council will deliver directly and actions led by or delivered in partnership with other local development stakeholders. The implementation of the plan is under continuous review and progress is ongoing. The process for devising a Fingal LECP will begin in 2021.

LOCAL ENTERPRISE OFFICE

Local Enterprise Office (LEO) Fingal is one of 31 LEOs nationwide. LEO Fingal is the 'First-Stop-Shop' for enterprise supports in the County. The LEO operates under a service level agreement which is in place between Fingal County Council and Enterprise Ireland, with a four year Local Enterprise Development Plan, reviewed annually.

2020 has proven to be a particularly busy year for the LEO owing to the devastating impact of COVID-19 on the business community. LEO Fingal pivoted all services to meet the emergency caused by vastly changed commercial circumstances. A substantial programme of new and revised activities and initiatives were rolled out throughout the year to a vastly increased volume of individuals and businesses that were geared at ensuring the survival of local businesses and start-ups.

As well as the provision of an administration budget by EI, core funding is co-financed by the European Regional Development Fund, categorised into two measures outlined below.

Measure One activities (Selective Financial Intervention)

LEO Fingal provides a range of financial supports to qualifying small businesses which are based in the County. The primary aim of these supports is to stimulate growth and create employment in qualifying start-ups and established small businesses that can demonstrate international growth potential.

The types of funding that are available include Feasibility Study/Innovation Grant Assistance (max €20,000), Business Priming funding (start-up businesses, ordinarily up to €80,000) and Business Expansion Grant Assistance (for established businesses, ordinarily up to €80,000). In addition a small “Export” grant of max €2,500 is deployed to businesses seeking to internationalise (“Technical Assistance for MicroExporters”).

Whilst many businesses were in survival mode, LEO Fingal sought out potentially viable business start-ups, to provide funding to assist their viability. The LEO also actively identified existing businesses that would qualify for funding in instances where they were in a position to expand (despite the pandemic).

Measure Two activities (Soft Supports)

Soft supports are provided by LEO Fingal and include Management Development Training, Productivity initiatives including LEAN, Business Advisory Services and Mentoring, provision of a First Stop Shop Service, Business Networking, Sectoral initiatives (e.g. Food sector supports), International trade initiatives and enterprise promotion initiatives (including “Shop Fingal” programme, delivered to maximise the reach and prominence of local suppliers). In addition LEO organises the Student Enterprise Programme, an enterprise learning initiative in Ireland, with over 26,000 students participating each year, some 2,700 of whom are Fingal-based. The 2020/21 programme was launched in September and is being delivered in a mix of in-person and online, to schools throughout the County.

All soft supports were radically adapted and greatly enhanced during 2020 in response to the COVID-19 crisis, to ensure they met the changed needs of businesses. Unprecedented volumes of businesses sought assistance owing to the pandemic and all of these services were moved online.

In order to ameliorate the impact of BREXIT on businesses, a series of targeted initiatives to help businesses to prepare was extensively rolled out, including Customs training, Brexit information, advice and tailored Brexit mentoring.

Moving Business Online

The “Trading Online Voucher” scheme aims to enable small businesses to develop their E-Commerce strategies by providing funding and expertise to businesses focused on helping them to move their business online. In 2020 the demand for this programme massively increased owing to COVID-19 and many hundreds of businesses were assisted through the initiative, which, in many cases, enabled their survival. One of the few positive outcomes of COVID-19 for businesses has been the acceleration of SMEs in

adopting technology and modernising their businesses through digital platforms, facilitated by the LEO.

ENTERPRISE CENTRES

Fingal County Council has developed and continues to support, three enterprise centres for start-up businesses:

- BASE Enterprise Centre, Mulhuddart, established in 1996 has 30 units
- BEAT Enterprise Centre, Balbriggan, established in 1999 has 20 units
- Drinan Enterprise Centre, Swords, established in 2010 has 35 units

Occupancy rates at the Council's three enterprise centres continue to be high with average occupancy rates at Drinan of 94%, BASE of 91% and Beat of 88%. The three Enterprise Centres currently support 68 businesses and 340 jobs. Combined, the three enterprise centres are operating at near full occupancy, reflecting a buoyant local economy and an ongoing demand for start-up enterprise and incubation space in the county.

BALBRIGGAN SOCIO-ECONOMIC STRATEGY

The Our Balbriggan 2019–2025 Rejuvenation Plan was launched in May 2019. This fully integrated Socio-Economic Strategy is the culmination of a rigorous process involving consultation and input from statutory, non-statutory, business and community groups working and living in the area, expert opinion and learning both nationally and internationally. A key element to the development of the Strategy was an extensive public engagement process, with 4000+ residents engaging with the Council to contribute to the Plan.

The Our Balbriggan 2019–2025 Rejuvenation plan encompasses 93 commitments over 4 Pillars:

- Public Realm
- Growing the Local Economy
- Community Affairs & Integration
- Education, Training & Employment

Fingal County Council will provide leadership on the implementation of these actions over the period of the plan and the 2021 budget makes provision for costs relating to the implementation of the Strategy.

PROMOTION OF TOURISM

The impact that the coronavirus pandemic has had on Irish and global tourism has been devastating. We will work with Fáilte Ireland on assisting the recovery of the tourism sector in Fingal and implement relevant actions in the Tourism Recovery Plan 2020-2023.

Objectives from the Tourism Statement of Strategy and Work Programme for 2017 – 2022 will continue to be progressed in 2021. The programme looks at key tourism

enablers; connectivity, skills and key experiences; attractions, business tourism, marketing, events, food tourism and co-operative initiatives with local tourism development groups.

The Dublin Regional Brand Initiative, "*Dublin: Surprising by Nature*" is being supported by the four Dublin Local Authorities, Fáilte Ireland and the tourism business sector. A sum of €83,000 has been provided in the 2021 budget for this campaign. Fingal County Council also continues to support Fingal Tourism Ltd to ensure an integrated approach to the delivery of tourism development in the County.

EVENTS

The Covid-19 pandemic has had a very significant impact on the 2020 events and forced all our major events to cancel or shift to virtual models that acted as stopgaps while the industry came to terms with coronavirus.

As we plan for next year, with a focus on safety for staff and our citizens, we anticipate that next summer will see a "phased return" of events with hybrid models that feature some digital elements bridging the gap between 2020's virtual season and a return to normal in 2022.

A Budget of €1.06m in 2021 will see hybrid model events for the reimagining of our flagship events, local festivals and includes funding for community groups which will facilitate the safe planning of the many community events in our county.

ALLOTMENTS

The Council continues to provide approximately 900 allotments on sites in Blanchardstown, Donabate, Skerries and Balbriggan. All schemes have car parking, water supply, drainage and good soil.

COMHAIRLE NA NÓG

Comhairle na nÓg is the structure through which children and young people are involved in the implementation of Better Outcomes, Brighter Futures and National Policy Framework for Children and Young People (2014-2020). The theme for Fingal Comhairle na nÓg for 2020/2021 is Climate Change and Peer Pressure and a provision of €30,000 has been included in the 2021 budget to support this work. Fingal were the first Comhairle in Ireland that delivered in a virtual environment in 2020.

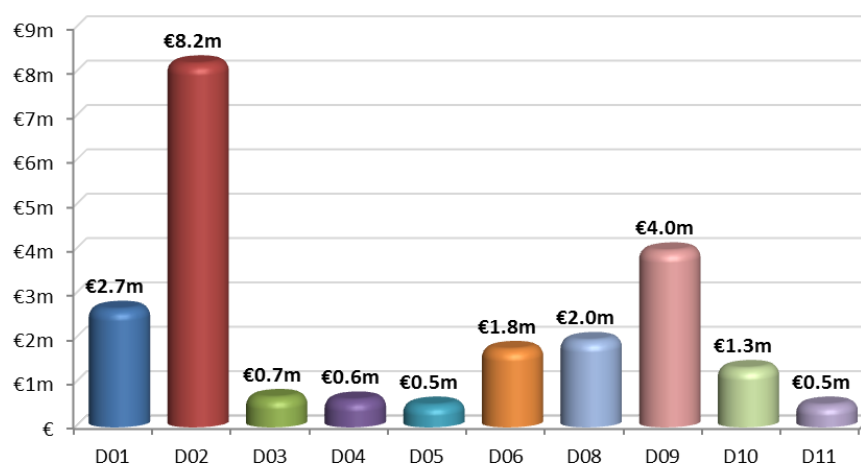
FINGAL PUBLIC PARTICIPATION NETWORK

In 2020 we continued to support the development of the Fingal Public Participation Network (FPPN). Following the first re-registration process of all members, FPPN membership comprises of 355 community groups/organisations. Members have benefitted from the capacity building of 5 Linkage Groups, have nominated approximately 40 Representatives across the Secretariat, SPCs and JPC and were involved in driving Fingal Inclusion Week for the second year running. A provision of €46,000 is provided in the 2021 budget. The PPN continue to support communities and the linkage groups on living with the impacts of Covid 19 and will continue to do so in 2021 including on line training and IT support.

D - Development Management

Expenditure

D01	Forward Planning	€2,666,400
D02	Development Management	€8,203,000
D03	Enforcement	€676,400
D04	Industrial and Commercial Facilities	€620,500
D05	Tourism Development and Promotion	€504,500
D06	Community and Enterprise Function	€1,760,700
D08	Building Control	€1,961,700
D09	Economic Development and Promotion	€3,983,400
D10	Property Management	€1,330,700
D11	Heritage and Conservation Services	€504,900
		€22,212,200



Income

Enterprise, Trade & Employment	€1,630,300
Other Grants and subsidies	€435,200
Planning Fees	€1,480,300
Other Income	€1,074,800
Superannuation	€321,400
	€4,942,000

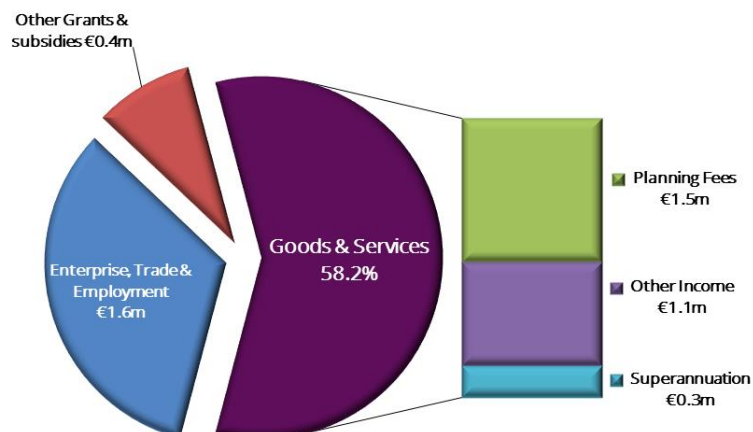


Table F - Expenditure				
Division D - Development Management				
Expenditure by Service and Sub-Service	2021		2020	
	Adopted by Council €	Estimated by Chief Executive €	Adopted by Council €	Estimated Outturn €
D0101 Statutory Plans and Policy		1,343,800	1,855,600	1,508,800
D0199 Service Support Costs		1,322,600	1,323,100	1,390,500
D01 Forward Planning		2,666,400	3,178,700	2,899,300
D0201 Planning Control		4,581,300	4,905,400	4,028,800
D0299 Service Support Costs		3,621,700	3,645,000	3,803,900
D02 Development Management		8,203,000	8,550,400	7,832,700
D0301 Enforcement Costs		418,100	370,500	461,300
D0399 Service Support Costs		258,300	271,400	282,500
D03 Enforcement		676,400	641,900	743,800
D0401 Industrial Sites Operations		240,200	314,700	277,600
D0403 Management of & Contribs to Other Commercial Facs		107,600	120,100	86,100
D0499 Service Support Costs		272,700	273,000	283,600
D04 Industrial and Commercial Facilities		620,500	707,800	647,300
D0501 Tourism Promotion		419,300	1,281,300	398,700
D0502 Tourist Facilities Operations		23,500	17,500	10,600
D0599 Service Support Costs		61,700	72,600	75,400
D05 Tourism Development and Promotion		504,500	1,371,400	484,700
D0601 General Community & Enterprise Expenses		780,700	825,100	616,800
D0603 Social Inclusion		262,900	563,400	236,700
D0699 Service Support Costs		717,100	874,400	911,400
D06 Community and Enterprise Function		1,760,700	2,262,900	1,764,900
D0801 Building Control Inspection Costs		1,109,800	1,257,500	993,400
D0802 Building Control Enforcement Costs		13,000	21,100	12,900
D0899 Service Support Costs		838,900	843,000	879,300
D08 Building Control		1,961,700	2,121,600	1,885,600
D0901 Urban and Village Renewal		613,000	380,700	441,800
D0903 Town Twinning		5,000	15,500	-
D0905 Economic Development and Promotion		570,600	730,100	850,900
D0906 Jobs, Enterprise & Innovation		1,910,700	1,560,700	31,465,700
D0999 Service Support Costs		884,100	688,000	718,700
D09 Economic Development and Promotion		3,983,400	3,375,000	33,477,100
D1001 Property Management Costs		909,300	801,200	746,100
D1099 Service Support Costs		421,400	467,300	493,300
D10 Property Management		1,330,700	1,268,500	1,239,400

Table F - Expenditure				
Division D - Development Management				
Expenditure by Service and Sub-Service	2021		2020	
	Adopted by Council €	Estimated by Chief Executive €	Adopted by Council €	Estimated Outturn €
D1101 Heritage Services		243,900	289,800	161,100
D1102 Conservation Services		75,500	35,500	35,500
D1103 Conservation Grants		120,000	170,000	148,000
D1199 Service Support Costs		65,500	75,200	78,600
D11 Heritage and Conservation Services		504,900	570,500	423,200
Division D Total		22,212,200	24,048,700	51,398,000

Table F - Income				
Division D - Development Management				
Income by Source	2021		2020	
	Adopted by Council €	Estimated by Chief Executive €	Adopted by Council €	Estimated Outturn €
Government Grants & Subsidies				
Housing, Local Government & Heritage		8,000	-	8,000
Media, Tourism, Art, Culture, Sport & the Gaeltacht		170,000	170,000	148,000
Enterprise, Trade & Employment		1,630,300	1,162,100	31,240,600
Community, Rural Development & the Islands		117,700	112,000	144,700
Other		139,500	123,200	140,200
Total Government Grants & Subsidies		2,065,500	1,567,300	31,681,500
Goods & Services				
Planning Fees		1,480,300	1,470,500	1,610,300
Superannuation		321,400	310,600	310,600
Agency Services & Repayable Works		-	-	-
Local Authority Contributions		-	-	-
Other income		1,074,800	1,365,100	1,070,100
Total Goods & Services		2,876,500	3,146,200	2,991,000
Division D Total		4,942,000	4,713,500	34,672,500

Division E

ENVIRONMENTAL SERVICES

OPERATION, MAINTENANCE AND AFTERCARE OF LANDFILL

This service covers the remediation of Baleally Landfill, the environmental management of Dunsink Landfill, investigation and aftercare of historic landfills and finance charges for the Nevitt Landfill project. Ongoing work consists of landfill gas and leachate management, environmental monitoring and grounds maintenance. Capital maintenance works will continue in 2021 and comprise of the renewal of gas and leachate infrastructure. These works are provided for in the capital programme. There are also charges associated with the provision for environmental liabilities for both Baleally and Dunsink Landfills.

CONTRACT MANAGEMENT OF RECOVERY AND RECYCLING FACILITIES

This service covers contract costs associated with Estuary Recycling Centre and Coolmine Recycling Centre and the operation of the Council's network of Bring Banks.

WASTE TO ENERGY FACILITY

Construction of the Dublin Waste to Energy Facility at Poolbeg commenced in late 2014 and the facility became operational in 2017. The facility has been operating at near full capacity since 2018.

LITTER ENFORCEMENT

This service covers the enforcement of the Litter Pollution Acts. It also covers information campaigns to raise awareness about litter with schools, businesses and the wider public.

STREET CLEANING

A detailed mapping and condition survey was completed on all our street bins in 2020 and this will provide an evidence based approach to the installation of additional street bins in 2021. The rollout of the solar compactable bins in high footfall locations across the County continued in 2020.

WASTE REGULATION, MONITORING AND ENFORCEMENT

The Waste Enforcement Unit of the Environment Division continues to ensure compliance with Waste Management Regulations. These regulations cover:

- Waste recovery facilities,
- Waste collectors
- Producer responsibility obligations, including those for packaging waste, tyres, Waste Electrical and Electronic Equipment (WEEE), batteries and accumulators and End of Life Vehicles (ELV's).

A significant project was undertaken during 2020 to deal with site dumping and processing End of Life Vehicles (ELV's) without the necessary authorisations. Two

hundred ELV's were reclaimed from Dunsink Lane and one hundred and sixty cars were removed from St Christopher's Avenue and brought to an Authorised Treatment Facility for recovery and recycling. This has been a costly project which has largely been funded by a grant under the Anti-Dumping Initiative. This project will continue into 2021 to ensure all illegal car breaking yards are either closed down or regularised through the appropriate authorisations.

Waste related complaints increased significantly during 2020 (60% compared to 2019). Waste enforcement officers continued to prioritise and investigate complaints with the majority related to illegal dumping, backyard storage of waste and burning of waste materials.

WASTE MANAGEMENT PLANNING

This service covers costs in relation to waste management planning and the operation of the Eastern-Midlands Region Regional office.

MAINTENANCE OF BURIAL GROUNDS

The Council manages 36 burial grounds which will continue to be maintained to a high standard during the coming year. Work is ongoing on the new development of a burial ground at Kellystown. The sum of €425k has been made available for burial ground development in Budget 2021.

OPERATION OF FIRE SERVICE & FIRE PREVENTION

The Fire Service for Fingal is provided by Dublin City Council. The full services of Dublin Fire Brigade, including the Ambulance Service, is available to deal with incidents and emergencies in Fingal should the need arise. Fingal's share of the cost of the fire service in 2021 is estimated at € 22.5m.

WATER POLLUTION UNIT

The Water Pollution Unit is responsible for the enforcement of the Local Government (Water Pollution) Acts, investigation of water pollution incidents and monitoring the licensing of trade effluent discharges to open water.

Under the Water Framework Directive, the unit is also responsible for river monitoring, reporting on bathing water quality and farm surveys (under the GAP Regulations). The unit is also responsible for implementing the EPA National Inspection Plan on domestic waste water treatment systems (septic tanks). The Unit works closely with the Local Authorities Water Communities Office (LAWCO), Local Authorities Water Programme Office (LAWPRO) and the EPA in implementation of targeted measures to address water quality issues in sub-catchments prioritised in the 2018-2021 River Basin Management Plan.

AIR QUALITY AND NOISE POLLUTION

The Environment Division assists the Environmental Protection Agency (EPA) by air pollution monitors at River Road, Blanchardstown and Watery Lane, Swords. These monitoring stations form part of the EPA's national network. They provide near real time data on NO₂, PM₁₀ and O₃ (Ozone). An additional station is proposed for Balbriggan.

AIRCRAFT NOISE COMPETENT AUTHORITY

Fingal County Council has been designated as the Competent Authority for the purposes of aircraft noise by the Aircraft Noise (Dublin Airport) Regulation Act 2019. A new Directorate has been established to carry out the functions under the Act. The Act provides for an Airport Levy in respect of the costs incurred by the competent authority. The airport authority is liable for payment of the levy.

ENVIRONMENTAL AWARENESS

Included here are the costs associated with the Community Environmental Action Fund, Anti-Litter & Anti-Graffiti Projects, Greener Communities, Adopt-a-Patch support, Green Schools programme and regional environmental awareness campaigns in waste prevention, advertising, re-use and recycling, biodiversity and supporting communities in transitioning to a more sustainable way of living.

CLIMATE ACTION

The Climate Action section coordinates activities associated with the implementation of the Change Action Plan 2019-2024 (CCAP), and reports on progress on the implementation of the Plan. Actions under the Plan are budgeted under respective action holding department divisions. The budget allocation under this division covers costs associated with the following:

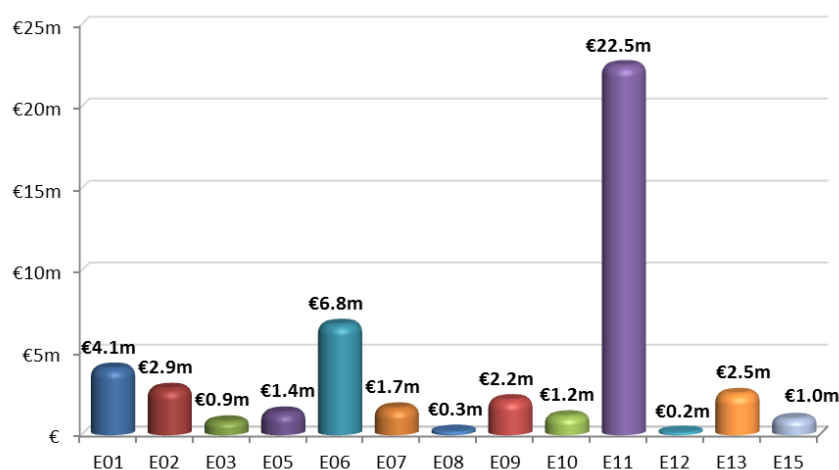
- A financial contribution to City of Dublin Energy Management Agency (Codema) who are financed by the four Dublin local authorities and provide technical assistance in relation to energy efficiencies and local-level energy policy, planning and projects;
- Implementation of a number of actions under the Environment division;
- The enhancement of existing actions under the CCAP and development and implementation of new actions;
- Climate action awareness activities and promotional material;
- Consultancy services and ancillary supports.

Implementation of actions under the 5-year CCAP is ongoing and notable achievements have been mentioned in the introduction to this report. Good progress has been made in the first year and the Council will now build on this progress in the second year of the Plan.

E - Environmental Services

Expenditure

E01	Landfill Operation and Aftercare	€4,087,000
E02	Recovery & Recycling Facilities Operations	€2,850,500
E03	Waste to Energy Facilities	€865,100
E05	Litter Management	€1,411,700
E06	Street Cleaning	€6,758,000
E07	Waste Regulations, Monitoring and Enforcement	€1,661,100
E08	Waste Management Planning	€267,900
E09	Maintenance of Burial Grounds	€2,162,200
E10	Safety of Structures and Places	€1,175,900
E11	Operation of Fire Service	€22,533,100
E12	Fire Prevention	€196,900
E13	Water Quality, Air and Noise Pollution	€2,541,500
E15	Climate Change & Flooding	€1,021,500
		€47,532,400



Income

Climate Action, Communications Networks	€431,500
Other Grants and subsidies	€50,000
Other Income (Incl. Local Authority Contributions)	€4,115,600
Fire Charges	€850,000
Domestic Refuse Charges	€760,000
Superannuation	€304,600
	€6,511,700



Table F - Expenditure				
Division E - Environmental Services				
Expenditure by Service and Sub-Service	2021		2020	
	Adopted by Council €	Estimated by Chief Executive €	Adopted by Council €	Estimated Outturn €
E0101 Landfill Operations		2,899,800	3,147,600	2,897,000
E0103 Landfill Aftercare Costs.		681,300	1,570,400	1,429,600
E0199 Service Support Costs		505,900	542,200	561,700
E01 Landfill Operation and Aftercare		4,087,000	5,260,200	4,888,300
E0201 Recycling Facilities Operations		74,500	88,000	74,100
E0202 Bring Centres Operations		2,504,100	2,399,700	2,711,500
E0204 Other Recycling Services		1,800	20,300	2,800
E0299 Service Support Costs		270,100	277,500	285,900
E02 Recovery & Recycling Facilities Operations		2,850,500	2,785,500	3,074,300
E0301 Waste to Energy Facilities Operations		865,100	865,200	865,000
E03 Waste to Energy Facilities Operations		865,100	865,200	865,000
E0501 Litter Warden Service		631,300	422,300	562,300
E0503 Environmental Awareness Services		291,600	206,500	238,000
E0599 Service Support Costs		488,800	443,900	467,600
E05 Litter Management		1,411,700	1,072,700	1,267,900
E0601 Operation of Street Cleaning Service		5,206,600	4,987,200	5,299,600
E0602 Provision and Improvement of Litter Bins		127,000	115,700	87,000
E0699 Service Support Costs		1,424,400	1,390,000	1,435,900
E06 Street Cleaning		6,758,000	6,492,900	6,822,500
E0701 Monitoring of Waste Regs (incl Private Landfills)		27,100	17,500	24,900
E0702 Enforcement of Waste Regulations		1,248,200	952,200	1,193,200
E0799 Service Support Costs		385,800	490,300	483,500
E07 Waste Regulations, Monitoring and Enforcement		1,661,100	1,460,000	1,701,600
E0801 Waste Management Plan		205,700	177,700	217,300
E0899 Service Support Costs		62,200	60,600	63,200
E08 Waste Management Planning		267,900	238,300	280,500
E0901 Maintenance of Burial Grounds		1,620,300	1,598,400	1,707,000
E0999 Service Support Costs		541,900	545,100	563,500
E09 Maintenance of Burial Grounds		2,162,200	2,143,500	2,270,500

Table F - Expenditure				
Division E - Environmental Services				
Expenditure by Service and Sub-Service	2021		2020	
	Adopted by Council €	Estimated by Chief Executive €	Adopted by Council €	Estimated Outturn €
E1001 Operation Costs Civil Defence		172,600	160,600	172,600
E1002 Dangerous Buildings		119,200	182,600	87,500
E1003 Emergency Planning		185,100	257,000	208,200
E1004 Derelict Sites		51,000	57,400	54,900
E1005 Water Safety Operation		316,900	305,100	312,900
E1099 Service Support Costs		331,100	465,700	479,900
E10 Safety of Structures and Places		1,175,900	1,428,400	1,316,000
E1101 Operation of Fire Brigade Service		22,530,800	21,740,200	22,692,600
E1199 Service Support Costs		2,300	1,700	1,700
E11 Operation of Fire Service		22,533,100	21,741,900	22,694,300
E1201 Fire Safety Control Cert Costs		119,000	119,400	119,000
E1299 Service Support Costs		77,900	88,100	92,400
E12 Fire Prevention		196,900	207,500	211,400
E1301 Water Quality Management		497,000	457,100	474,900
E1302 Licensing and Monitoring of Air and Noise Quality		1,541,200	2,072,300	1,220,500
E1399 Service Support Costs		503,300	350,300	349,900
E13 Water Quality, Air and Noise Pollution		2,541,500	2,879,700	2,045,300
E1501 Climate Change & Flooding		847,800	948,200	692,300
E1599 Service Support Costs		173,700	187,400	196,500
E15 Climate Change & Flooding		1,021,500	1,135,600	888,800
Division E Total		47,532,400	47,711,400	48,326,400

Table F - Income				
Division E - Environmental Services				
Income by Source	2021		2020	
	Adopted by Council €	Estimated by Chief Executive €	Adopted by Council €	Estimated Outturn €
Government Grants & Subsidies				
Housing, Local Government & Heritage		-	-	-
Social Protection		-	-	-
Defence		-	-	-
Climate Action & Communications Networks		431,500	381,500	501,500
Other		50,000	50,000	46,000
Total Government Grants & Subsidies		481,500	431,500	547,500
Goods & Services				
Domestic Refuse Charges		760,000	760,000	925,000
Commercial Refuse Charges		-	-	-
Landfill Charges		-	-	-
Fire Charges		850,000	850,000	850,000
Superannuation		304,600	282,100	282,000
Agency Services & Repayable Works		-	-	-
Local Authority Contributions		1,157,800	117,300	1,870,400
Other income		2,957,800	4,626,800	2,756,000
Total Goods & Services		6,030,200	6,636,200	6,683,400
Division E Total		6,511,700	7,067,700	7,230,900

Division F

RECREATION & AMENITY

LIBRARIES

Fingal Libraries Development Plan 2018-2023, outlines how the service is continuing to develop as a dynamic and inclusive space, supporting culture, recreation, literacy, education and economic development in the County. The Plan identifies 7 key objectives in the areas of Workforce; Capital and Infrastructure; Collections and Resources; Programming of Events and Activities; Technology; Marketing and Communications; and Collaboration and Partnerships, which are being implemented by way of 42 actions over a five-year period.

The latest figures provided to NOAC (National Oversight & Audit Committee) indicate that Fingal spent €48.16 per head of population on providing library services in 2019. This spend facilitates free access to books and to a wide range of electronic resources, to a programme of activities and events which informs and entertains and to spaces in which people meet, engage, create and learn. The majority of our library service points operate across a 6-day week, with average staffed opening hours of 45 hours per week, which are among the highest in the country. In 2021, the Council will remain committed to delivering core library services free of charge and to providing a safe, neutral and democratic space for the citizens of Fingal.

The Council's major capital project, the Swords Civic and Cultural Centre will include a new County Library. This new Library will replace the existing branch in Swords and will be a 21st century centre of learning, culture and recreation, in an open and welcoming space for all the County's citizens. Following a successful planning process and some preparatory work, the extension and refurbishment of Skerries Library will commence in late 2020. There has been significant investment by the Department of Rural and Community Development (DRCD) and by the Council on both the capital and revenue side in the development of libraries as digital learning and meeting spaces. This investment will continue in Fingal into 2021, to keep our libraries relevant, modern and inviting.

The COVID 19 pandemic has had a significant impact on library services in 2020 and will continue to do so in 2021. The closure of library buildings for several weeks at the start of the pandemic and again under Level 5 of the Government's Plan for Living with COVID 19, has led at times to an almost total migration of services to the digital and virtual space. Investment in e-services both by the DRCD and by the Council itself has ensured that the public have access to a rich array of online books, magazines, newspapers and music and to multiple online learning opportunities. Use of our e-services in Fingal reached a peak in May with 297,162 downloads of books, newspapers, magazines, online courses and music, an increase of 82% on the March figure. €800,000 has been allocated to the library book fund for 2021, 22% (approximately) of which will be spent on our e-services.

Likewise, this year, our programme of events and activities which would normally attract audiences of all ages to our branch libraries, moved to our social media platforms during COVID 19. Engagement by the public with Fingal Libraries on our Facebook, Twitter, Instagram and YouTube channel all increased dramatically in 2020. Engagements with our Facebook page peaked in April at 25,872 up by 165.5% on the March figure. Twitter engagements reached a peak in May at 283,509, an increase of 78.9% on the March figure. €71,400 has been allocated to the Libraries events budget in 2021.

PARKS AND OPEN SPACES

Budget 2021 provides for ongoing maintenance of 5,000 acres (2,000 Ha.) of open spaces, regional parks and sporting facilities as key elements of Fingal's Green Infrastructure. Funding is also included for the continued improvement of playing pitches, playgrounds and sports facilities as well as approximately 50,000 street trees. A budget of €400,000 has been provided for minor improvement works in parks and open spaces during 2021.

Significant upgrades to our Active Recreational Facilities are planned during 2021 including the development of new all-weather facilities in The Ward River Valley, Swords at Porterstown in Dublin 15 and in Ballymastone, Donabate.

The conservation and improvement of Fingal's Biodiversity including the part of the Dublin Bay Biosphere located in Fingal is provided for through the Biodiversity Action Plan. Major new parks projects such as Bremore Regional Park, Racecourse Park, Baldoyle, Lanesborough Park, Meakstown and Rogerstown Park located on the former Balleally Landfill are planned along with several new playgrounds.

HERITAGE PROPERTIES

The Economic, Enterprise, Tourism & Cultural Development Department is responsible for the operation, maintenance and continued development of the Council's heritage properties throughout the County. The Department will continue to work collaboratively to maximise the tourism and job creation potential of each property in 2021. In addition, substantial capital investment in the properties is being progressed in 2021 and beyond. All works are being carried out in accordance with the requirements of Conservation Management Planning.

BEACHES

The Council is responsible for the maintenance of beaches and Lifeguard Services in Fingal and this is provided for in Budget 2021.

COMMUNITY, CULTURE & SPORTS DIVISION

The Community, Culture and Sports Division works in partnership with voluntary community groups, agencies and service providers to improve the quality of life for the citizens of Fingal. We support communities through the provision of community, recreation and sports facilities, education programmes, arts programmes, grant funding schemes, support services and advice.

Community Development Office:

The focus of the Community Development Office is to develop strong, engaged, integrated communities across Fingal where people are proud to live, where they have access to a range of social, cultural and development opportunities and where they can input into the local decision-making processes.

The Council supports 32 Community Facilities across the County. The Community Development Office has established a forum for Centre Managers and volunteer board/committee members to come together for information sharing and to work collaboratively to promote savings and achieve value for money across all sites.

The Community Development Office delivers its community training programmes 'Pathways to Participation Programme' and the 'First Steps Programme' in community facilities across the County. The training programme includes committee skills, community development training and active citizenship. The 2020 Masterclass Programme delivered sessions on Facility Management, Managing Finance, Supervisory Management, Developing the Covid Response Team, return to work during Covid, Covid Response Officer and growing the social enterprise. The First Steps Programme encourages community engagement in pre-development activities, such as beginners and improver English classes, Fáilte Isteach, healthy cookery and arts and crafts programmes, committee skills and Leader Training for Integration with supports provided to new and emerging groups. The Community Development Office continues to provide advice and supports to a number of Boards of Directors of Community Centres and Centre Managers.

These initiatives will continue to be rolled out across all Fingal community facilities to community and voluntary groups during 2021. A provision of €140,000 is included in Budget 2021 for this and other community development programmes. We have allocated €1.8m to assist in the management and operation of the community facilities.

The Activity Funding Scheme, Summer Project Funding and Creative & Cultural Grants provided €81,600 in financial assistance as of October 2020 to 60 community groups organising activities including environmental enhancement projects, sports activities, publications, local research projects, arts and intercultural activities.

In 2021 a total of €200,000 has been provided in funding for Activity, Summer Projects and Creative Ireland Community Funding Schemes.

Covid - 19 Funding Scheme

This Funding Scheme was developed in 2020 as a response to the Covid-19 crisis. Eligible costs include leaflets, flyers, social media, mobile phone (purchase), personal protection equipment (i.e. gloves, masks, sanitizers), insurance, virtual event costs, trainer/ tutor/ instructor fees, design/ print of leaflets, programme material, publicity etc. €118,000 in grants were issued to 121 groups during 2020.

Community Centres refurbishment:

A provision has been made over the last number of years to facilitate refurbishment/repair works to a number of the older Fingal County Council Community Centres and this will continue in 2020. A separate fund of €200,000 has been provided in Budget 2021 for a capital grants fund to support community centres not in the ownership of the Council.

Sports Office:

The Sports Office delivers a number of sporting programmes, either virtual or physical, aimed at increasing participation in sports with specific target groups such as children, youth at risk, and disadvantaged groups, teenage girls, women in sport, older adults and people with disabilities.

In 2021, the Sports Conditioning/Sporting Facts programme in primary schools will continue by developing a range of accessible teacher training modules on-line, in addition to online classroom activities for the first part of the year with a plan to review and assess in later part and return to classroom visits. The "Healthy Fingal Learning Portal" will hold an increased range of accessible teacher training plans and videos, coach education and volunteer development training plans, inclusive home exercise, information and training tips.

Safeguarding Children courses will continue to be provided to community sports clubs and other related groups online for the first part of the year with midyear review. A number of club development and community recreational sport and physical activity programmes will be developed and delivered throughout the County focusing on the target groups and working with sports clubs and groups to support their development through (online) coach education and training workshop seminars. A total of €237,500 is provided for these initiatives in 2021.

In addition to the sporting programmes, €435,000 is being made available in 2021 for partnerships with national and local bodies for developing a range of sports within the county.

€120,000 is being provided for Sports Equipment Funding and the Youth Sports (Small) Grants Scheme for eligible sports clubs.

The Sports Office will continue to develop and deliver a blended mix of online and in person programmes throughout 2021 in accordance with public health guidelines.

Arts Office:

Fingal County Council actively supports and promotes a broad range of arts activity in Fingal, in particular the funding of events and performances.

In 2021 a sum of €150,000 is provided for Arts Grants. These grants support a wide range of cultural activities throughout Fingal, including local annual arts festivals, large musical events, the making of films, school arts weeks and also offers cultural support for those with special needs.

The Council's two Arts Centres, Draíocht in Blanchardstown and the Seamus Ennis Arts Centre in Naul continue to prosper and €710,000 is provided for their continued support in 2021. These arts centres are beacons of culture and centres of excellence for the Arts in Fingal.

€70,000 is included in Budget 2021 for Music Generation. The funding to be used to design, develop and deliver a sustainable framework for performance music education services for children and young people living in Fingal experiencing disadvantage.

A sum of €140,000 is being provided for our Youth and Education Programme. This supports initiatives for children and young people to engage with the arts as participants, creators and audience members across education and community settings countywide; alongside supporting the development of artistic practice in the YPCE sector.

The Artists Support Scheme (bursary scheme) will continue in 2021. The objective of this Scheme is to support individual professional artists from Fingal to develop their artistic practice. The award seeks to provide artists with the time and resources to think, research, reflect and engage with their artistic careers. The funding for 2021 is €100,000.

A sum of €80,000 has been allocated for documentation, events and seminars which complement the broader role of the Public Art Commissioning programme throughout Fingal.

Age Friendly Initiative:

Provision of €38,200 is included in Budget 2020 for the development and implementation of the Fingal Age Friendly Strategy 2018–2023. Fingal County Council will continue to advance the actions of the Strategy in conjunction with its partners (statutory and non-statutory). The COVID-19 Pandemic has focused us on finding new ways to support others in our community, especially our older people, to stay connected to their families, friends and service providers. This has been supported through Cocooning Booklets, meals on wheels, smart technology (ACORN), online meetings and many other supports and this will continue in 2021.

Creative Ireland Fingal Programme:

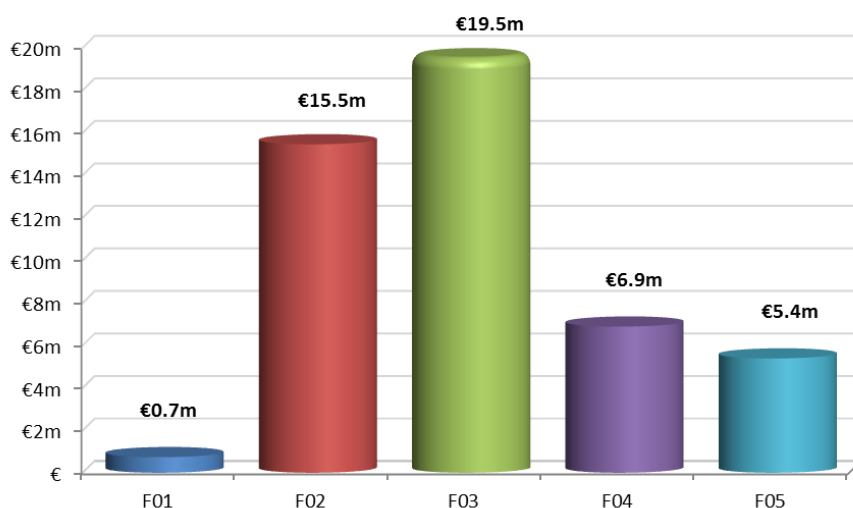
The Creative Ireland Programme is a five-year initiative, which places creativity at the centre of public policy. Local Authorities have been tasked in particular with delivering on Pillar 2 of the Programme – Enabling Creativity in Every Community. The Fingal Culture & Creativity Strategy 2018–2022, will continue to be implemented in 2021. The implementation of the actions arising from the Strategy will be overseen by the Fingal Culture Team. A provision of €139,400 has been made in the budget for this work.

This will include the continued support and promotion of Cruinniu na nOg.

F - Recreation & Amenity

Expenditure

F01	Leisure Facilities Operations	€734,700
F02	Operation of Library and Archival Service	€15,452,300
F03	Outdoor Leisure Areas Operations	€19,548,600
F04	Community Sport and Recreational Development	€6,877,100
F05	Operation of Arts Programme	€5,377,700
		€47,990,400



Income

DHLGH Grants	€75,000
Arts Council	€50,000
Other Grants & Subsidies	€358,400
Other Income	€1,025,500
Recreation/Amenity/Culture	€665,000
Superannuation	€653,400
	€2,827,300

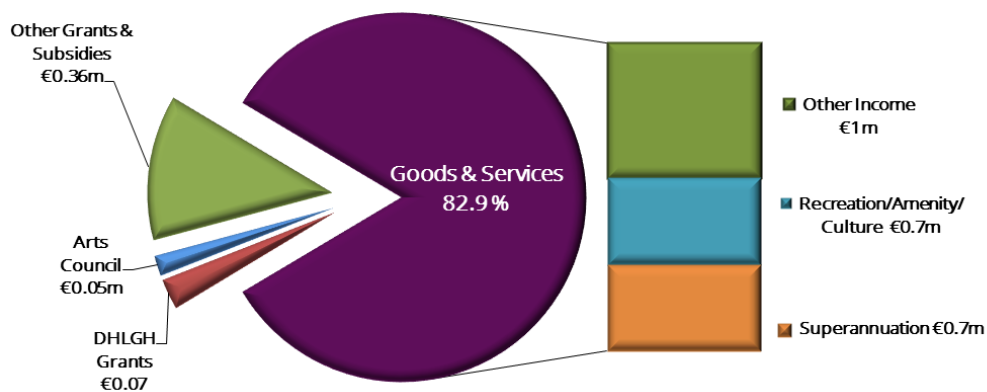


Table F - Expenditure				
Division F - Recreation and Amenity				
Expenditure by Service and Sub-Service	2021		2020	
	Adopted by Council €	Estimated by Chief Executive €	Adopted by Council €	Estimated Outturn €
F0101 Leisure Facilities Operations		199,000	409,500	194,200
F0103 Contribution to External Bodies Leisure Facilities		328,000	323,500	313,500
F0199 Service Support Costs		207,700	257,500	207,000
F01 Leisure Facilities Operations		734,700	990,500	714,700
F0201 Library Service Operations		9,192,000	7,842,600	7,957,100
F0202 Archive Service		128,400	137,900	116,900
F0204 Purchase of Books, CD's etc.		800,000	800,000	800,000
F0299 Service Support Costs		5,331,900	5,458,900	5,651,000
F02 Operation of Library and Archival Service		15,452,300	14,239,400	14,525,000
F0301 Parks, Pitches & Open Spaces		13,745,400	13,196,200	13,597,700
F0302 Playgrounds		361,000	302,600	281,000
F0303 Beaches		536,500	423,900	531,500
F0399 Service Support Costs		4,905,700	4,550,300	4,724,400
F03 Outdoor Leisure Areas Operations		19,548,600	18,473,000	19,134,600
F0401 Community Grants		2,447,900	2,463,900	2,564,500
F0402 Operation of Sports Hall/Stadium		33,100	32,200	32,900
F0403 Community Facilities		1,458,200	1,338,600	1,436,900
F0404 Recreational Development		1,920,600	1,899,200	1,856,300
F0499 Service Support Costs		1,017,300	948,900	994,400
F04 Community Sport and Recreational Development		6,877,100	6,682,800	6,885,000
F0501 Administration of the Arts Programme		1,984,100	1,948,500	1,892,400
F0502 Contributions to other Bodies Arts Programme		89,900	88,900	70,100
F0504 Heritage/Interpretive Facilities Operations		2,420,100	1,986,200	2,333,300
F0505 Festivals and Concerts		80,000	80,000	50,000
F0599 Service Support Costs		803,600	760,100	793,300
F05 Operation of Arts Programme		5,377,700	4,863,700	5,139,100
Division F Total		47,990,400	45,249,400	46,398,400

Table F - Income				
Division F - Recreation and Amenity				
Income by Source	2021		2020	
	Adopted by Council €	Estimated by Chief Executive €	Adopted by Council €	Estimated Outturn €
Government Grants & Subsidies				
Housing, Local Government & Heritage		75,000	75,000	75,000
Education		-	-	-
Media, Tourism, Art, Culture, Sport & the Gaeltacht		-	-	-
Social Protection		-	-	-
Library Council		-	-	-
Arts Council		50,000	50,000	50,000
Transport		-	-	-
Community, Rural Development & the Islands		58,400	-	326,800
Other		300,000	300,000	641,100
Total Government Grants & Subsidies		483,400	425,000	1,092,900
Goods & Services				
Recreation/Amenity/Culture		665,000	665,000	76,000
Superannuation		653,400	621,300	621,400
Agency Services & Repayable Works		-	-	-
Local Authority Contributions		-	-	-
Other income		1,025,500	836,300	684,800
Total Goods & Services		2,343,900	2,122,600	1,382,200
Division F Total		2,827,300	2,547,600	2,475,100

Division G

AGRICULTURE, EDUCATION, HEALTH & WELFARE

SCHOOL MEALS

A sum of €32,800 (net) is included for the provision of the School Meals Scheme in 2021.

OPERATION AND MAINTENANCE OF HARBOURS

This budget provision covers day to day maintenance at Balbriggan, Skerries, Rush and Loughshinny Harbours and Malahide Slipway.

OPERATION OF DOG WARDEN SERVICE

A provision of €301,900 is included in the 2021 Budget to carry out our responsibilities under the Control of Dogs Acts 1986 and 1992.

Under these Acts the Council has powers to collect and impound any stray, unlicensed or aggressive dogs. Provision is made for a 7 day service. Patrols are carried out by a team of 2 Dog Wardens patrolling all areas including town centres, estates, beaches and parks. The Dog Wardens assist Garda and other statutory agencies in addition to other Council Departments in relation to exercising functions under The Control of Dogs Act 1986 and 1992. They also liaise with organisations such as the DSPCA in matters concerning animal welfare. The contract for provision of this service will be put out to tender in early 2021, when the current contract expires.

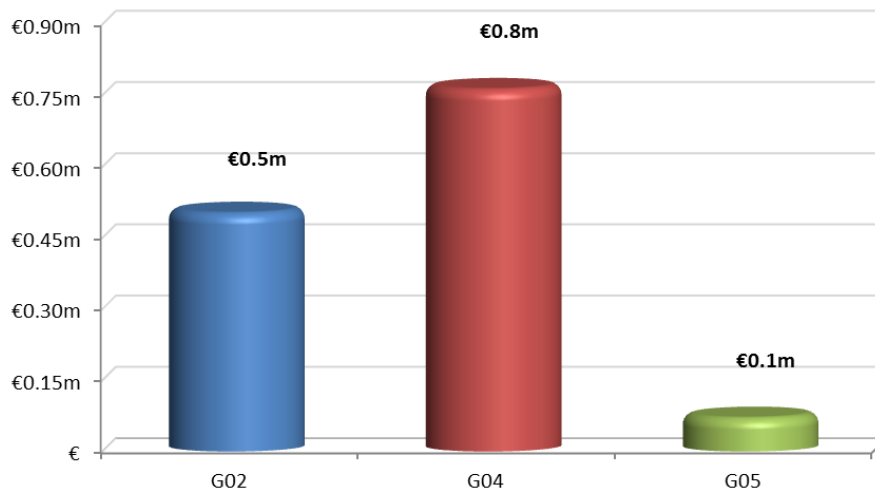
OPERATION OF HORSE SEIZURE SERVICE AND HORSE POUND FACILITY

A provision of €202,400 is included in the 2021 Budget to carry out our responsibilities under the Control of Horses Act 1996 which gives the Council powers to collect and impound any stray horse that may cause a danger to people or property or cause a nuisance.

G - Agriculture, Health & Welfare

Expenditure

G02	Operation and Maintenance of Piers and Harbours	€503,900
G04	Veterinary Service	€764,600
G05	Educational Support Services	€72,100
		<u>€1,340,600</u>



Income

Agriculture & Marine	€50,000
Other Grants & Subsidies	€28,500
Other Income	€149,600
Superannuation	€7,500
	<u>€235,600</u>



Table F - Expenditure				
Division G - Agriculture, Education, Health & Welfare				
Expenditure by Service and Sub-Service	2021		2020	
	Adopted by Council €	Estimated by Chief Executive €	Adopted by Council €	Estimated Outturn €
G0203 Operation of Harbours		405,700	273,200	258,500
G0299 Service Support Costs		98,200	113,500	118,600
G02 Operation and Maintenance of Piers and Harbours		503,900	386,700	377,100
G0402 Inspection of Abattoirs etc		43,000	43,000	43,000
G0403 Food Safety		18,000	18,000	18,000
G0404 Operation of Dog Warden Service		386,900	291,000	443,100
G0405 Other Animal Welfare Services (incl Horse Control)		207,400	186,100	135,300
G0499 Service Support Costs		109,300	68,100	71,100
G04 Veterinary Service		764,600	606,200	710,500
G0506 Other Educational Services		5,000	5,000	5,000
G0507 School Meals		61,300	84,000	45,800
G0599 Service Support Costs		5,800	6,100	6,300
G05 Educational Support Services		72,100	95,100	57,100
Division G Total		1,340,600	1,088,000	1,144,700

Table F - Income				
Division G - Agriculture, Education, Health & Welfare				
Income by Source	2021		2020	
	Adopted by Council €	Estimated by Chief Executive €	Adopted by Council €	Estimated Outturn €
Government Grants & Subsidies				
Housing, Local Government & Heritage		-	-	-
Media, Tourism, Art, Culture, Sport & the Gaeltacht		-	-	-
Education		-	-	-
Transport		-	-	-
Food Safety Authority of Ireland		-	-	-
Agriculture & Marine		50,000	50,000	20,000
Other		28,500	39,500	20,000
Total Government Grants & Subsidies		78,500	89,500	40,000
Goods & Services				
Superannuation		7,500	6,100	6,100
Agency Services & Repayable Works		-	-	-
Local Authority Contributions		-	-	-
Other income		149,600	122,900	219,200
Total Goods & Services		157,100	129,000	225,300
Division G Total		235,600	218,500	265,300

Division H

MISCELLANEOUS SERVICES

ADMINISTRATION OF RATES

This service includes the cost of rate collection as well as a provision for a refund of rates on vacant properties and bad debt write offs. The Budget includes additional provisions to allow the Council to mitigate the effect of a possible increased level of uncollectable rates in the future arising out of the economic consequences of the Covid-19 pandemic. It also includes provision for potential losses arising from the Valuation Tribunal as outlined previously to members.

ELECTORS/VOTERS REGISTRATION

The County Council compiles the Register of Electors each year and publishes it in accordance with the statutory deadlines. There are 193,369 electors on the Draft Register of Electors which was published on 1st November 2020.

An amount of €75,800 has been provided in relation to the voter.ie project that Fingal County Council is undertaking in conjunction with the other three Dublin Local Authorities.

OPERATION OF MORGUE AND CORONER EXPENSES

The City and County Coroner provides the Coroners and Inquests function for all of Dublin on an Agency basis. The cost of the service for 2021 is estimated at €8,000

MEMBERS EXPENSES

A sum of €20,500 is provided for conferences and training by Elected Members in 2021.

NON PRINCIPAL PRIVATE RESIDENCE (NPPR) CHARGE

Income of €0.7m is provided for in Budget 2021 in respect of recovery of arrears of NPPR charges.

SERVICE SUPPORT COSTS

FINANCING OF COUNCIL OFFICES

A sum of €3m has been allocated to financing arrangements for the Blanchardstown offices and County Hall offices.

INFORMATION TECHNOLOGY

The Information Technology Department supports the provision of Council services to citizens, businesses and elected representatives of Fingal through the use of digital technologies.

The Information Technology Department will continue implementation of the Council's Digital Workplace Transformation Programme in 2021. This programme aims to transform the office, depot and field working environments using digital technologies.

The digitisation of records and digitalisation of processes will enable improved efficiencies in work processes, improved information governance and security, improved mobile and field working, as well as environmental gains.

The following are a selection of the IT projects which will be progressed in 2021 –

- On Street Public WiFi
- Corporate Document and Records Management System
- CRM upgrade
- Meeting Management System
- Planning system upgrade
- Housing system upgrade
- Smart Balbriggan

The Information Technology Department will continue to manage the maintenance and support of the information technology and communications infrastructure for Fingal County Council including the Council's online services, business systems, server infrastructure, data network and computing devices.

The Council will continue its active participation in the regional Smart Dublin initiative and the All Ireland Smart Cities Forum which aim to drive innovation and collaboration in the use of technology to develop new solutions to identified regional challenges.

The Council will also continue to participate in and play a leading role in national Open Data initiatives which will enable the coordinated and standardised publication of Open Data by Local Authorities.

HUMAN RESOURCES

The staff of the Council are operating in a challenging environment during the COVID 19 Pandemic, continuing to deliver services and staff have been working a variety of working patterns in line with Government guidelines whilst delivering essential services to our citizens. We will continue to deliver these services throughout 2021.

Recruitment is continuing and virtual interviewing is being utilised where possible. 85 staff were recruited during 2020.

The Human Resources Department will continue to consult with the Trade Unions and will continue utilising the partnership process "Network Fingal" to implement required workplace efficiencies while maintaining industrial harmony.

LEARNING AND DEVELOPMENT

The Human Resources Department continues to ensure that the skills, capabilities and competencies of our employees are continually enhanced and updated so that they continue to carry out their roles in a competent and safe manner in a dramatically changing work environment. The challenges brought by Covid-19 in 2020 has resulted in much of the Council's Learning and Development programme now operating through online platforms. New safety systems have been put in place to enable statutory Health

& Safety training continue uninterrupted ensuring that critical services are not adversely affected by Covid-19.

OCCUPATIONAL HEALTH & SAFETY

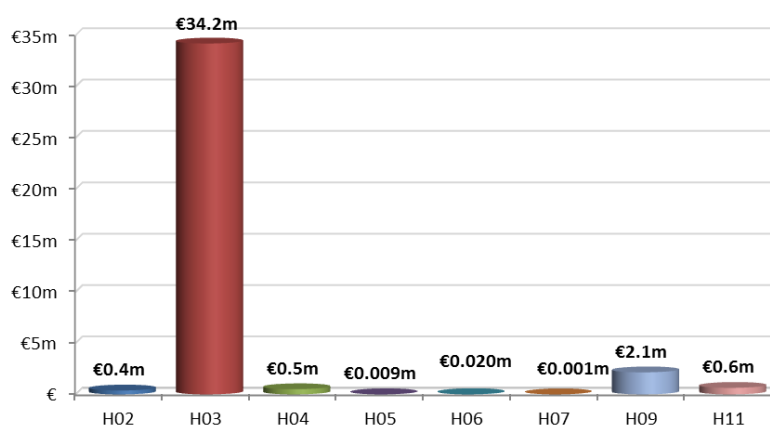
The Health and Safety Unit (HSU) carried out a large number of Covid-19 public health checks in the initial delay and lock-down stages of the 2020 pandemic, switching to Covid-19 compliance assessments during the course of 2020, all of which were supported by a suite new protocols and risk assessments pertaining to stopping the spread of coronavirus within the workforce and enabling the delivery of essential services to customers and citizens during the pandemic.

After eight successive years of competing at National level and achieving various NISO safety awards including 'Consistent High Achiever' and 'Distinction' awards, Fingal County Council has entered in the NISO & Northern Ireland Safety Group 29th Annual Occupational Safety Awards for the ninth year (2020). Due to the current pandemic the awards ceremony has been postponed to January 2021 where Fingal County Council hopes to build on the previous achievements.

H – Miscellaneous Services

Expenditure

H02	Profit & Loss Stores Account	€379,400
H03	Administration of Rates	€34,176,100
H04	Franchise Costs	€504,600
H05	Operation of Morgue and Coroner Expenses	€8,600
H06	Weighbridges	€20,400
H07	Operation of Markets and Casual Trading	€500
H09	Local Representation & Civic Leadership	€2,147,200
H11	Agency & Recoupable Services	€633,800
		€37,870,600



Income

DHLGH Grants	€7,281,600
Other Income	€6,220,200
NPPR	€700,000
Local Authority Contributions	€146,300
Superannuation	€59,600
	€14,407,700



Table F - Expenditure				
Division H - Miscellaneous Services				
Expenditure by Service and Sub-Service	2021		2020	
	Adopted by Council €	Estimated by Chief Executive €	Adopted by Council €	Estimated Outturn €
H0101 Maintenance of Machinery Service		1,880,400	1,868,700	1,885,800
H0102 Plant and Machinery Operations		(1,880,400)	(1,868,700)	(1,885,800)
H01 Profit & Loss Machinery Account		-	-	-
H0201 Purchase of Materials, Stores		155,000	155,000	155,100
H0202 Administrative Costs Stores		41,400	39,200	41,700
H0299 Service Support Costs		183,000	116,800	122,300
H02 Profit & Loss Stores Account		379,400	311,000	319,100
H0301 Administration of Rates Office		60,000	160,000	50,000
H0302 Debt Management Service Rates		783,700	671,600	707,600
H0303 Refunds and Irrecoverable Rates		32,484,300	25,492,000	104,573,700
H0399 Service Support Costs		848,100	905,700	944,500
H03 Administration of Rates		34,176,100	27,229,300	106,275,800
H0401 Register of Elector Costs		245,800	277,500	280,000
H0499 Service Support Costs		258,800	191,900	199,700
H04 Franchise Costs		504,600	469,400	479,700
H0501 Coroner Fees and Expenses		8,000	21,500	8,000
H0599 Service Support Costs		600	600	600
H05 Operation of Morgue and Coroner Expenses		8,600	22,100	8,600
H0601 Weighbridge Operations		19,600	16,600	37,100
H0699 Service Support Costs		800	1,500	1,600
H06 Weighbridges		20,400	18,100	38,700
H0702 Casual Trading Areas		500	1,000	500
H07 Operation of Markets and Casual Trading		500	1,000	500
H0901 Representational Payments		748,200	722,400	723,300
H0902 Chair/Vice Chair Allowances		92,000	92,500	66,000
H0903 Annual Allowances LA Members		334,000	340,500	327,000
H0906 Conferences Abroad		3,000	8,000	-
H0907 Retirement Gratuities		13,500	-	19,100
H0908 Contribution to Members Associations		18,300	17,000	18,300
H0999 Service Support Costs		938,200	1,018,800	1,014,400
H09 Local Representation & Civic Leadership		2,147,200	2,199,200	2,168,100

Table F - Expenditure				
Division H - Miscellaneous Services				
Expenditure by Service and Sub-Service	2021		2020	
	Adopted by Council €	Estimated by Chief Executive €	Adopted by Council €	Estimated Outturn €
H1101 Agency & Recoupable Service		92,500	155,200	92,400
H1102 NPPR		288,800	354,600	293,500
H1199 Service Support Costs		252,500	244,800	255,700
H11 Agency & Recoupable Services		633,800	754,600	641,600
Division H Total		37,870,600	31,004,700	109,932,100

Overall Total	286,374,600	269,970,200	375,078,900
----------------------	--------------------	--------------------	--------------------

Table F - Income				
Division H - Miscellaneous Services				
Income by Source	2021		2020	
	Adopted by Council €	Estimated by Chief Executive €	Adopted by Council €	Estimated Outturn €
Government Grants & Subsidies				
Housing, Local Government & Heritage		7,281,600	4,901,500	82,251,500
Agriculture & Marine		-	-	-
Social Protection		-	-	-
Justice		-	-	-
Other		-	-	-
Total Government Grants & Subsidies		7,281,600	4,901,500	82,251,500
Goods & Services				
Superannuation		59,600	59,700	59,700
Agency Services & Repayable Works		-	-	-
Local Authority Contributions		146,300	237,000	147,500
NPPR		700,000	700,000	1,100,000
Other income		6,220,200	466,500	688,100
Total Goods & Services		7,126,100	1,463,200	1,995,300
Division H Total		14,407,700	6,364,700	84,246,800
Overall Total		129,236,500	113,591,500	218,700,400

CERTIFICATE

I hereby certify that at the Annual Budget meeting of Fingal County Council held this 24th day of November 2020, the Council by resolution adopted for the financial year ending 31st day of December 2021, the Annual Budget set out in Tables A - F and by resolution determined in accordance with the said budget the rate set out in Table A to be the Annual Rate on Valuation to be levied for that year for the purposes set out in Table A.

Signed

Mayor

Countersigned

Head of Finance

Date

APPENDIX 1

SUMMARY OF CENTRAL MANAGEMENT CHARGES FOR YEAR 2021

Description	2021 €	2020 €
Corporate Affairs Overhead	7,193,900	7,109,300
Corporate Buildings Overhead	10,052,700	11,180,900
Finance Function Overhead	2,746,600	2,593,500
Human Resource Function Overhead	2,998,100	2,985,700
IT Services	7,096,600	6,221,900
Pension & Lump Sum Overhead	16,225,500	15,389,500
Total Expenditure Allocated to Services	46,313,400	45,480,800

APPENDIX 2

SUMMARY OF LOCAL PROPERTY TAX ALLOCATION FOR YEAR 2021

Description	2021	2021
	€	€
Discretionary		
Discretionary Local Property Tax (Table A)	<u>7,504,000</u>	7,504,000
Self Funding - Revenue Budget		
Housing & Building	1,300,000	
Roads, Transport & Safety	<u>3,914,400</u>	5,214,400
Total Local Property Tax - Revenue Budget		12,718,400
Self Funding - Capital Budget		
* Housing & Building	13,914,400	
Roads, Transport & Safety	<u>-</u>	13,914,400
Total Local Property Tax - Capital Budget		13,914,400
Total Local Property Tax Allocation (Post Variation)		26,632,800

* The split of the self-funding requirement is based on the Department of Public Expenditure and Reform's classification of current and capital. However, this does not align with local authority treatment in some cases e.g. Private Housing Grants, Land Aggregation Scheme. Accordingly, the Housing Capital LPT allocation includes some elements of self-funding which are classified as revenue in this Budget, the element of LPT for these schemes is not known at this stage. However, the budget has been prepared on the basis that funding for these schemes will be fully funded either through LPT or Central Government funding.